

Supplemental Analysis of
Unredacted Social Security Numbers in
Federal Court PACER Documents

*Prepared for the
Judicial Conference of the United States Committee on
Court Administration and Case Management*

Kristin A. Garri

Project Team

Jana Laks, Marvin Astrada, Jason A. Cantone, Patricia Ferreira, Taylor Lebensfeld, and Ashley
Walters

Federal Judicial Center

November 2024

This Federal Judicial Center publication was undertaken in furtherance of the Center's statutory mission to conduct and stimulate research and development for the improvement of judicial administration. While the Center regards the content as responsible and valuable, this publication does not reflect policy or recommendations of the Board of the Federal Judicial Center.

This report was produced at U.S. taxpayer expense.

Contents

Executive Summary	ii
Introduction	1
Part I: Case Type and Pro Se Party	3
Comparing the District Courts, Bankruptcy Courts, and Courts of Appeals	3
District Courts	7
Civil Cases	7
Criminal Cases	14
Courts of Appeals	17
Civil Appeals	18
Criminal Appeals	19
Bankruptcy Courts	20
Bankruptcy Cases	20
Adversary Proceedings	21
Proofs of Claim	22
Part II: Document and Docket Event Type	24
Comparing the District Courts, Bankruptcy Courts, and Courts of Appeals	26
District Courts	29
Civil	29
Criminal	31
Miscellaneous	33
Bankruptcy Courts	35
Bankruptcy Cases	35
Adversary Proceedings	37
Proofs of Claim	39
Courts of Appeals	40
Civil Appeals	41
Criminal Appeals	42
All Other Appeals	43
Appendix I: Additional Tables on Case Type and Pro Se Party	46
Appendix II: Additional Tables on Document and Docket Event Type	59
Appendix III: Tables of SSNs by Nature of Document and Docket Event Type	66

Executive Summary

In November 2024, at the request of the Judicial Conference Committee on Court Administration and Case Management (CACM), the Federal Judicial Center (Center) completed a supplemental analysis of unredacted Social Security numbers (SSNs) identified in its 2024 study *Unredacted Social Security Numbers in Federal Court PACER Documents* (2024 Study). The purpose of this analysis was to determine whether unredacted personally identifiable information (PII) is more common in particular types of court filings and proceedings.

For all unredacted SSNs previously identified in the 2024 Study, Center researchers analyzed case level information that is publicly available on PACER, including the nature of suit or nature of offense code assigned to the case and whether parties were pro se. For unredacted SSNs that did not comply with the privacy rules (noncompliant SSNs) and unredacted SSNs with privacy protections waived (protections-waived SSNs), Center researchers also identified the type of document in which each SSN was found and the role of the document in the case.

The CACM Committee specifically requested that the Center determine whether unredacted PII is more common in particular types of court filings and proceedings, namely, pro se filings, guardian ad litem documents, filings in Social Security actions, notices of removal from state court, and proofs of claim in bankruptcy cases.

Across all courts, about a third of cases with unredacted SSNs involve a pro se party, with the percentage varying by type of court. For cases with a pro se party, 54% (2,282) of unredacted SSNs qualify for an exemption from the privacy rules, privacy protection is waived for another 27% (1,144) due to the pro se status of the filing party, and 20% (833) are noncompliant with the privacy rules. Bankruptcy adversary proceedings (70%, 39) have the highest percentage of cases with a pro se party, followed by appellate cases (51%, 97).

Noncompliant SSNs appear disproportionately in certain types of cases. As reported in the 2024 Study, a single district court civil rights case contains one document with 3,099 unredacted SSNs, which was filed twice (outlier civil rights case). Excluding this case, 21% (929) of noncompliant SSNs in district court civil cases appear in only 14 medical malpractice suits. Cases in five of the six nature of suit codes containing the most unredacted SSNs represent 53% (2,348) of all noncompliant SSNs. Twenty-seven percent (221) of civil SSNs with protections waived are in habeas corpus prisoner petitions, and 25% (197) are in “other civil rights actions.”

Cases removed from state court represent only 15% (200) of district court civil cases yet contain 50% (7,002) of unredacted SSNs found in civil cases. Ninety-seven percent (6,802) of these SSNs are noncompliant. Notably, the outlier civil rights case was a case removed from state court. Excluding this case, the percentage of unredacted SSNs in civil cases that were removed from state court declines from 50% to 10% (804), of which 75% (604) are noncompliant.

Only five (0.4%) district court civil cases with unredacted SSNs are Social Security cases, accounting for just 4% (331) of unredacted SSNs in civil cases. One of these five cases includes documents from an administrative record with 316 unredacted SSNs, all of which are exempt. Only one of the appellate cases with unredacted SSNs is a Social Security case, and it accounts for 5% (23) of unredacted SSNs in appellate cases, all of which are exempt.

Five nature of offense codes represent 61% (285) of all noncompliant SSNs in district court criminal cases. Criminal cases involving fraud have large numbers of unredacted SSNs (209) in relatively few cases (52), and 89% (186) of these SSNs are noncompliant with the privacy rules.

There is only a slightly higher rate of unredacted SSNs in proofs of claim (0.19%, 3,833) compared to bankruptcy court cases (0.05%, 1,782). However, 98% (1,743) of unredacted SSNs found in proofs of claim are noncompliant with the privacy rules, compared to 64% (1,909) in bankruptcy cases and 43% (370) in adversary proceedings. A single adversary proceeding contains 437 exempt SSNs, just over half (51%) of the unredacted SSNs (852). Excluding this proceeding, the percentage of noncompliant SSNs in adversary proceedings increases to 89% (370).

To understand the role of the document in the case (e.g., complaint, motion, response-and-reply document, order on motion) as well as the nature of the document (e.g., court document, paystub, tax document, medical record), researchers examined the documents in which noncompliant and protections-waived SSNs appear.

SSNs can appear in either the text of the main document associated with a docket event (e.g., an actual complaint or motion) or an attachment related to/in support of the main document and docket event (e.g., an exhibit, appendix, or other attachment). In courts of appeals, 99% (158) of documents containing noncompliant and protections-waived SSNs are ancillary rather than main documents. And in district courts, 84% (1,338) of documents containing noncompliant and protections-waived SSNs are ancillary documents. A similar percentage of documents in bankruptcy adversary proceedings are ancillary documents (79%). In contrast, 63% (396) of documents containing noncompliant and protections-waived SSNs in bankruptcy cases are main documents.

Considering district court documents containing noncompliant and protections-waived SSNs, 30% (470) of documents are associated with a motion and contain 62% (7,310 of 11,877) of noncompliant SSNs and 26% (225 of 853) of protections-waived SSNs. Twenty-eight percent (450) of documents are associated with response-and-reply docket events and account for 19% (2,217 of 11,877) of noncompliant SSNs and 25% (216 of 853) of protections-waived SSNs.

In the appeals sample, nearly all documents (99%, 158) containing noncompliant SSNs (322, 100%) and protections-waived SSNs (99%, 168) are appendices.

In the bankruptcy case sample, 24% (149) of documents are associated with employee pay advice/income records events and account for 44% (832 of 1,911) of noncompliant SSNs and 17% (30 of 174) of protections-waived SSNs. Nearly all of these documents (95%, 141) contain SSNs in the text of the main document. Another 19% (118) of documents are associated with motions and contain 10% (194 of 1,911) of noncompliant SSNs and 49% (85 of 174) of protections-waived SSNs. As all of the documents in proofs of claim appear in the proof of claim register on the bankruptcy case docket, they are each associated with a proof of claim docket event.

In the adversary proceedings sample, 31% (25) of documents are associated with events related to witness and exhibit lists and comprise 34% (127 of 370) of noncompliant SSNs and 73% (24 of 33) of protections-waived SSNs. Although there are only 8 (10%) documents in response-and-reply events, they contain a quarter (92 of 370) of noncompliant SSNs.

Across all courts, twenty percent (638 of 3,269) of all documents containing noncompliant and protections-waived SSNs are financial records, which account for 11% (1,845 of 16,223) of

noncompliant SSNs and 8% (106 of 1,253) of protections-waived SSNs. Just over half (51%, 941 of 1,845) of the noncompliant SSNs in financial records appear in proofs of claim.

While only 9% (291) of documents filed are employment, payroll, and proof-of-income documents, they contain 52% (8,449 of 16,223) of all noncompliant SSNs. The two documents containing the unredacted SSNs in the outlier civil rights case are payroll documents. Excluding this case, the percentage of noncompliant SSNs these documents account for decreases to 23% (2,251 of 10,025). Eleven percent (349) of all documents are tax documents, comprising 34% (430 of 1,253) of protections-waived SSNs. Thirty-seven percent (129 of 349) of tax documents appear in district court civil cases and 35% (123 of 349) in bankruptcy cases.

Introduction

At its December 2022 meeting, the Judicial Conference Committee on Court Administration and Case Management (CACM) discussed concerns recently raised by Congress and reported in the media that some publicly available court filings include unredacted personal information in violation of the privacy rules. Following the meeting, the CACM Committee requested that the Federal Judicial Center (Center) update its 2015 empirical review of court filings for unredacted Social Security numbers (SSNs).¹ This updated study was completed in April 2024 (2024 Study).² It examined whether documents filed on 37 random days in calendar year 2022 contained unredacted SSNs, and if so, whether the unredacted SSNs were exempt from the redaction requirement in the privacy rules, belonged to pro se filers who waived their privacy protections by filing their own SSN in an unsealed document, or were noncompliant with the privacy rules. Table 1 summarizes the findings.

Table 1. Unredacted Social Security Numbers in PACER Documents on 37 Randomly Selected Days in Calendar Year 2022 (as reported in the FJC 2024 Study)

	District Courts*	Bankruptcy Courts**	Appeals Courts	Total All Courts
Documents analyzed	2,017,908	2,518,202	138,132	4,674,242
<i>Documents containing unredacted SSNs</i>	2,451 (0.12%)	1,840 (0.07%)	234 (0.17%)	4,525 (0.10%)
Number of unredacted SSNs identified	15,935	5,615	841	22,391
<i>SSNs noncompliant with privacy rules</i>	11,877 (75%)	4,024 (72%)	322 (38%)	16,223 (72%)
<i>SSNs exempt from redaction requirement</i>	3,205 (20%)	1,361 (24%)	349 (41%)	4,915 (22%)
<i>SSNs with privacy protections waived</i>	853 (5%)	230 (4%)	170 (20%)	1,253 (6%)

* Includes filings from cases on the civil, criminal, and miscellaneous dockets.

** Includes proofs of claim.

The project team would like to thank Tim Reagan for his supplemental analysis of a sample of documents, which will be reported in full in the final report.

1. Joe S. Cecil et al., Federal Judicial Center, Unredacted Social Security Numbers in Federal Court PACER Documents (2015), <https://www.fjc.gov/content/313365/unredacted-social-security-numbers-federal-court-pacer-documents>.

2. Kristin A. Garri et al., Federal Judicial Center, Unredacted Social Security Numbers in Federal Court PACER Documents (2024), <https://www.fjc.gov/content/387587/unredacted-social-security-numbers-federal-court-pacer-documents>.

The CACM Committee also specifically requested that the Center determine whether unredacted personally identifiable information (PII) is more common in particular types of court filings and proceedings, namely, pro se filings, guardian ad litem documents, filings in Social Security actions, notices of removal from state court, and proof of claim filings in bankruptcy cases.

To address this question, the Center performed additional analyses of the 22,391 unredacted SSNs identified in the 2024 Study. These analyses entailed identifying (1) the types of cases in which unredacted SSNs were found, including whether these cases involved pro se parties, and (2) the case events with which the documents containing SSNs were associated and the nature of those documents.

In the 2024 Study and in this report, the number of unredacted SSNs refers to the number of instances unredacted SSNs appear in documents, rather than the unique number of SSNs that were unredacted.

For all 22,391 unredacted SSNs, Center researchers downloaded case level information publicly available on PACER, including the nature of suit or nature of offense code assigned to the case and whether parties were pro se.

For noncompliant SSNs (16,223, 72%) and protections-waived SSNs (1,253, 6%), Center researchers also downloaded document level information. This included the text of the docket entry associated with each document containing SSNs and the docket event type and subtype in the court's operational database associated with that entry. It also included information used to identify the document as the primary document in a docketed event or a supporting exhibit, attachment, or appendix. In addition, two independent Center researchers reviewed and coded each of the documents to determine the nature of the document (e.g., paystub, tax documents, medical record).

The following report is organized into two parts. Part I presents results from the case level analysis while Part II describes the results of the document level analysis. Both parts inform the overarching issue of where unredacted SSNs appear in public federal court filings.

Part I: Case Type and Pro Se Party

Part I is divided into four sections. The first section provides basic information about the cases in which unredacted SSNs appear, allowing for comparison between the district courts, bankruptcy courts, and courts of appeals. The remaining three sections present more detail about the cases in each court type.

Comparing the District Courts, Bankruptcy Courts, and Courts of Appeals

The analyses in this section include district court civil, criminal, and miscellaneous cases; bankruptcy court cases³ and adversary proceedings; and courts of appeals cases. They do not include bankruptcy proofs of claim,⁴ which are addressed separately in the section on the bankruptcy courts. Unless otherwise noted, the term “case” in this section includes bankruptcy adversary proceedings.

The Center’s 2024 Study identified 20,609 unredacted SSNs in 2,804 unique cases. As shown in Table 2, 55% (1,581) of the 2,804 cases contain noncompliant SSNs (14,480), while 33% (938) of them contain exempt SSNs (4,899) and 12% (348) contain protections-waived SSNs (1,230).

The average number of unredacted SSNs in these 2,804 cases is 7.3 per case. For noncompliant cases, the average number of noncompliant SSNs per case is 9.2, while the average number of exempt SSNs per exempt case is 5.2, and the average number of protections-waived SSNs per protections-waived case is 3.5. Excluding a single civil rights case containing 6,198 noncompliant SSNs (outlier civil rights case), the average number of unredacted SSNs per case drops to 5.1, and the average number of noncompliant SSNs per noncompliant case drops to 5.2 (see Table A1).

3. This includes one miscellaneous bankruptcy court proceeding, which contains two unredacted noncompliant SSNs, appearing in an administrative docket.

4. There are 770 proofs of claim with 1,782 unredacted SSNs in 718 bankruptcy cases.

Table 2. Unredacted SSNs and Cases by Compliance Type

	SSNs	Cases*	Average SSNs per Case
<i>Noncompliant with privacy rules</i>	14,480 (70.3%)	1,581 (55.1%)	9.2
<i>Exempt from redaction requirement</i>	4,899 (23.8%)	938 (32.7%)	5.2
<i>Privacy protections waived</i>	1,230 (6.0%)	348 (12.1%)	3.5
Total	20,609	2,804	7.3

*63 cases contain multiple SSNs with different compliance types.

Forty-nine percent (1,365) of cases containing unredacted SSNs were district court civil cases, 30% (836) were bankruptcy court cases, 10% (276) were district court criminal cases, 7% (192) were appeals cases, 3% (79) were district court miscellaneous cases, and 2% (56) were bankruptcy court adversary proceedings (see Table 3).

Bankruptcy court adversary proceedings have the highest average number of unredacted SSNs per case (15.2). One adversary proceeding contains 437 unredacted SSNs; excluding this proceeding, the average drops to 7.5 (see Table A9). District court miscellaneous cases have the second highest average number of unredacted SSNs per case (12.9), in part because one miscellaneous case involving a civil action includes 733 unredacted SSNs (outlier miscellaneous case). Excluding this case, the average drops to 3.6. The average number of unredacted SSNs in the district court civil cases is 10.3 per case; when excluding the outlier civil rights case, that average drops to 5.7 (see Table A2).

Table 3. Unredacted SSNs and Cases by Court and Case Type

	SSNs	Cases	Average SSNs per Case
<i>District Court Civil</i>	14,030 (68.1%)	1,365 (48.7%)	10.3
<i>Bankruptcy Court Cases</i>	2,981 (14.5%)	836 (29.8%)	3.6
<i>District Court Criminal</i>	888 (4.3%)	276 (9.8%)	3.2
<i>Appeals</i>	841 (4.1%)	192 (6.8%)	4.4
<i>District Court Miscellaneous</i>	1,017 (4.9%)	79 (2.8%)	12.9
<i>Bankruptcy Court Adversary Proceedings</i>	852 (4.1%)	56 (2.0%)	15.2
Total	20,609	2,804	7.3

If at least one of the parties in a case (i.e., civil plaintiff(s) and/or defendant(s), criminal defendant, bankruptcy debtor, adversary proceeding plaintiff(s) and/or defendant(s), appellant and/or appellee) was identified as pro se, a case was given the pro se party case status of “at least one pro se party.” Overall, 37% (1,038) of the cases with unredacted SSNs include at least one pro se party (see Table 4). These cases contain 21% (4,259) of the unredacted SSNs identified. Excluding the outlier civil rights case, cases with at least one pro se party contain 30% (4,259) of unredacted SSNs (see Table A3).

Table 4. Unredacted SSNs and Cases with Pro Se Party Case Status*

	No Pro Se Party	At Least One Pro Se Party
<i>Cases containing unredacted SSNs</i>	1,686 (60.1%)	1,038 (37.0%)
<i>Number of unredacted SSNs identified</i>	15,331 (74.4%)	4,259 (20.7%)

* The pro se status of parties is unknown for the 79 miscellaneous district court cases containing 1,017 unredacted SSNs and the one miscellaneous bankruptcy court case containing two unredacted SSNs.

Bankruptcy court adversary proceedings with unredacted SSNs have the largest percentage of cases with at least one pro se party (70%, 39), followed by appeals cases (51%, 97), district court civil cases (45%, 613), and bankruptcy court cases (34%, 280). Only 3% of district court criminal cases (9) have a pro se party (see Table 5).

**Table 5. Cases by Court and Case Type
with Pro Se Party Case Status***

	No Pro Se Party	At Least One Pro Se Party
<i>Bankruptcy Court Adversary Proceedings</i>	17 (30.4%)	39 (69.6%)
<i>Appeals</i>	95 (49.5%)	97 (50.5%)
<i>District Court Civil</i>	752 (55.1%)	613 (44.9%)
<i>Bankruptcy Court Cases</i>	555 (66.5%)	280 (33.5%)
<i>District Court Criminal</i>	267 (96.7%)	9 (3.3%)

* The pro se status of parties is unknown for the 79 miscellaneous district court cases containing 1,017 unredacted SSNs and the one miscellaneous bankruptcy court case containing two unredacted SSNs.

As shown in Table 6, in cases with a pro se party, 54% (2,282) of unredacted SSNs qualify for an exemption from the privacy rules, 27% (1,144) are categorized as SSNs with protections waived, and 20% (833) are noncompliant with the privacy rules. For cases without a pro se party, a much higher percentage (84%, 12,835) of unredacted SSNs are noncompliant with the privacy rules, while 16% (2,437) are exempt.⁵ Excluding the outlier civil rights case, in cases with no pro se parties, 73% (6,637) of unredacted SSNs are noncompliant and 27% (2,437) are exempt (see Table A4).

5. The unredacted SSNs identified as having privacy protections waived in cases with no pro se party were filed by the party either prior to obtaining a lawyer or after becoming pro se.

**Table 6. Unredacted SSNs by Compliance Type
with Pro Se Party Case Status***

	No Pro Se Party	At Least One Pro Se Party
<i>SSNs exempt from redaction requirement</i>	2,437 (15.9%)	2,282 (53.6%)
<i>SSNs noncompliant with privacy rules</i>	12,835 (83.7%)	833 (19.6%)
<i>SSNs with privacy protections waived</i>	59** (0.4%)	1,144 (26.9%)
Total	15,331 (100%)	4,259 (100%)

* The pro se status of parties is unknown for the 79 miscellaneous district court cases containing 1,017 unredacted SSNs and the one miscellaneous bankruptcy court case containing two unredacted SSNs.

** The unredacted SSNs identified as having privacy protections waived in cases with no pro se party were filed by the party either prior to obtaining a lawyer or after becoming pro se.

District Courts

Civil Cases

This section presents more detail about the 1,365 civil cases in which 14,030 unredacted SSNs are present. Three-fourths of these cases are original proceedings (76%, 1,035), about half (51%, 526) of which involve a pro se party (see Table 7). Fifteen percent (200) of the cases are removals from state court, most of which (87%, 174) do not include a pro se party. Six percent (79) of civil cases are reinstated/reopened cases, and 3% (41) are cases transferred from another district, of which 46% and 59%, respectively, have a pro se party.

**Table 7. Civil Cases with Unredacted SSNs
by Origin and Pro Se Party Case Status**

	No Pro Se Party	At Least One Pro Se Party	Total
<i>Original Proceeding</i>	509 (49.2%)	526 (50.8%)	1,035 (75.8%)
<i>Removal from State Court</i>	174 (87.0%)	26 (13.0%)	200 (14.7%)
<i>Reinstated/Reopened</i>	43 (54.4%)	36 (45.6%)	79 (5.8%)
<i>Transferred</i>	17 (41.5%)	24 (58.5%)	41 (3.0%)
<i>Multi District Litigation (Originating in District)</i>	6 (100%)	0 (0%)	6 (0.4%)
<i>Remanded For Further Action (Removal from Court of Appeals)</i>	3 (100%)	0 (0%)	3 (0.2%)
<i>Multi District Litigation (Transferred into District)</i>	0 (0%)	1 (100%)	1 (0.1%)
Total	752 (55.1%)	613 (44.9%)	1,365 (100%)

Cases removed from state court represent only 15% (200) of civil cases with unredacted SSNs yet contain 50% (7,002 of 14,030) of the unredacted civil SSNs, of which 97% (6,802) are noncompliant (see Table 8). Original proceedings contain another 40% (5,626) of unredacted SSNs, of which 46% (2,613) are noncompliant. Reinstated/reopened cases include 1,194 SSNs, most of which are noncompliant (91%, 1,087). The 24 SSNs in MDL cases are all noncompliant. Nearly all protections-waived SSNs appear in original proceedings (88%, 707 of 804).

Excluding the outlier civil rights case, the percentage of unredacted SSNs in civil cases that were removed from state court declines to 10% (804), of which 75% (604) are noncompliant. With this case excluded, original proceedings and reinstated/reopened cases make up 72% (5,626) and 15% (1,194) of unredacted civil SSNs, respectively (see Table A5).

Table 8. Unredacted Civil SSNs by Origin with Compliance Type

	Exempt	Noncompliant	Waived	Total
<i>Original Proceeding</i>	2,306 (41.0%)	2,613 (46.4%)	707 (12.6%)	5,626 (40.1%)
<i>Removal from State Court</i>	152 (2.2%)	6,802 (97.1%)	48 (0.7%)	7,002 (49.9%)
<i>Reinstated/Reopened</i>	74 (6.2%)	1,087 (91.0%)	33 (2.8%)	1,194 (8.5%)
<i>Transferred</i>	87 (51.5%)	66 (39.1%)	16 (9.5%)	169 (1.2%)
<i>Multi District Litigation (Originating in District)</i>	0 (0%)	23 (100%)	0 (0%)	23 (0.2%)
<i>Remanded for Further Action (Removal from Courts of Appeals)</i>	5 (33.3%)	10 (66.7%)	0 (0%)	15 (0.1%)
<i>Multi District Litigation (Transferred into District)</i>	0 (0%)	1 (100%)	0 (0%)	1 (0.0%)
Total	2,624 (18.7%)	10,602 (75.6%)	804 (5.7%)	14,030 (100%)

The specific nature of suit codes used on the civil cover sheet to identify the nature of the action filed in a civil complaint are aggregated into larger nature of suit categories for reporting similar natures of suit together.⁶ As seen in Table 9, five nature of suit categories account for 87% of civil cases with unredacted SSNs: habeas corpus prisoner petitions, civil rights, personal injury torts, contract actions, and other statutes.

Twenty-nine percent (400) of civil cases with unredacted SSNs are habeas corpus prisoner petitions, and 25% (344) are civil rights cases. A greater percentage of habeas corpus cases (81%, 322) have a pro se party compared to civil rights cases (43%, 148). Personal injury torts make up 15% (199) of civil cases with unredacted SSNs, while contract actions make up 10% (133). Less than 15% of both case types involve pro se parties. Another 8% (111) of civil cases are categorized as other statutes, in which 44% (49) have a pro se party. There are only five district court cases involving Social Security actions, and only one includes a pro se party.

6. https://www.uscourts.gov/sites/default/files/nos_code_descriptions_updated_v.4_12-13-2022_0.pdf.

**Table 9. Civil Cases by Nature of Suit Category
with Pro Se Party Case Status**

	No Pro Se Party	At Least One Pro Se Party	Total
<i>Habeas Corpus</i>	78	322	400
<i>Prisoner Petitions</i>	(19.5%)	(80.5%)	(29.3%)
<i>Civil Rights</i>	196	148	344
	(57.0%)	(43.0%)	(25.2%)
<i>Personal Injury Torts</i>	177	22	199
	(88.9%)	(11.1%)	(14.6%)
<i>Contract</i>	115	18	133
	(86.5%)	(13.5%)	(9.7%)
<i>Other Statutes</i>	62	49	111
	(55.9%)	(44.1%)	(8.1%)
<i>Labor</i>	53	7	60
	(88.3%)	(11.7%)	(4.4%)
<i>Bankruptcy</i>	27	13	40
	(67.5%)	(32.5%)	(2.9%)
<i>Real Property</i>	12	10	22
	(54.5%)	(45.5%)	(1.6%)
<i>Federal Tax Suits</i>	7	10	17
	(41.2%)	(58.8%)	(1.2%)
<i>Personal Property Torts</i>	5	11	16
	(31.3%)	(68.8%)	(1.2%)
<i>Forfeiture/Penalty</i>	10	1	11
	(90.9%)	(9.1%)	(0.8%)
<i>Intellectual Property Rights</i>	6	1	7
	(85.7%)	(14.3%)	(0.5%)
<i>Social Security</i>	4	1	5
	(80.0%)	(20.0%)	(0.4%)
Total	752 (55.1%)	613 (44.9%)	1,365 (100%)

As noted above, a single civil rights case in the study sample contains one document with 3,099 unredacted SSNs, which was filed twice. This outlier is excluded from the nature of suit analysis presented below so that it does not skew the results. Versions of Table 10 and Table 11 that include the outlier civil rights case can be found in Appendix I (Table A6 and Table A7, respectively). Table 10 is based on the aggregated nature of suit categories, each containing multiple nature of suit codes. Table 11 is based on specific nature of suit codes.

As shown in Table 10, SSNs in habeas corpus prisoner petitions represent 25% (1,981) of all unredacted civil SSNs. Almost three-fourths of them (74% 1,466) are exempt, comprising 56% (1,466 of 2,624) of all exempt SSNs in civil cases.

Personal injury torts account for 23% (1,801) of unredacted civil SSNs and average 9.1 SSNs per case. They are overwhelmingly noncompliant (92%, 1,660), comprising 38% (1,660 of 4,404) of all noncompliant civil SSNs. Sixteen percent (1,255) of SSNs appear in civil rights cases, comprising another 19% (844 of 4,404) of all noncompliant civil SSNs.

Protections-waived SSNs in habeas corpus petitions (27%, 221) and civil rights cases (29%, 237) account for 57% of civil protections-waived SSNs (804).

While only five district court cases with unredacted SSNs are Social Security cases, accounting for 4% (331 of 7,832) of unredacted SSNs in civil cases, one case includes 316 unredacted SSNs (though all are exempt), resulting in an average of 66.2 SSNs per case.

Table 10. Unredacted Civil SSNs for Cases in Nature of Suit Categories, with Compliance Type

	SSNs (% of Unredacted Civil SSNs)	Cases (% of Civil Cases with Unredacted SSNs)	Average SSNs per Case	Compliance Type		
				Exempt SSNs	Noncompliant SSNs	Waived SSNs
<i>Habeas Corpus Prisoner Petitions</i>	1,981 (25.3%)	400 (29.3%)	5.0	1,466 (74.0%)	294 (14.8%)	221 (11.2%)
<i>Civil Rights</i>	1,255 (16.0%)	343 (25.1%)	3.7	174 (13.9%)	844 (67.3%)	237 (18.9%)
<i>Personal Injury Torts</i>	1,801 (23.0%)	199 (14.6%)	9.1	116 (6.4%)	1,660 (92.2%)	25 (1.4%)
<i>Contract</i>	579 (7.4%)	133 (9.8%)	4.4	35 (6.0%)	505 (87.2%)	39 (6.7%)
<i>Other Statutes</i>	900 (11.5%)	111 (8.1%)	8.1	334 (37.1%)	418 (46.4%)	148 (16.4%)
<i>Labor</i>	340 (4.3%)	60 (4.4%)	5.7	9 (2.6%)	315 (92.6%)	16 (4.7%)
<i>Bankruptcy</i>	208 (2.7%)	40 (2.9%)	5.2	15 (7.2%)	167 (80.3%)	26 (12.5%)
<i>Real Property</i>	50 (0.6%)	22 (1.6%)	2.3	9 (18.0%)	24 (48.0%)	17 (34.0%)
<i>Federal Tax Suits</i>	129 (1.6%)	17 (1.2%)	7.6	1 (0.8%)	91 (70.5%)	37 (28.7%)
<i>Personal Property Torts</i>	61 (0.8%)	16 (1.2%)	3.8	21 (34.4%)	3 (4.9%)	37 (60.7%)
<i>Forfeiture/Penalty</i>	141 (1.8%)	11 (0.8%)	12.8	113 (80.1%)	27 (19.1%)	1 (0.7%)
<i>Intellectual Property Rights</i>	56 (0.7%)	7 (0.5%)	8.0	0 (0%)	56 (100%)	0 (0%)
<i>Social Security</i>	331 (4.2%)	5 (0.4%)	66.2	331 (100%)	0 (0%)	0 (0%)
Total	7,832 (100%)	1,364 (100%)	5.7	2,624 (33.5%)	4,404 (56.2%)	804 (10.3%)

As shown in Table 11, the ten nature of suit codes with the largest number of unredacted SSNs represent 61% (830) of all civil cases with unredacted SSNs and account for 68% (5,293) of unredacted SSNs filed in civil cases. Overall, these SSNs are slightly more likely to be noncompliant (48%, 2,521) than exempt (44%, 2,340), and 8% (432) have privacy protections waived.

Five of the top ten nature of suit codes⁷ represent 53% (2,348 of 4,403) of all noncompliant civil SSNs. Twenty-one percent (929 of 4,403) of all noncompliant civil SSNs appear in only 14 medical malpractice suits. Another 10% (443 of 4,403) of noncompliant civil SSNs are in cases identified as “other civil rights” actions. SSNs found in these cases also comprise 25% (197 of 804) of SSNs with protections waived. Another 20% (164 of 804) of SSNs with protections waived are in prisoner civil rights cases where the United States is the defendant. See Table A7 in Appendix I for information about all the nature of suit codes.

Table 11. Unredacted Civil SSNs for Cases in the Top Ten Nature of Suit Codes, with Compliance Type

	SSNs (% of Unredacted Civil SSNs)	Cases (% of Civil Cases with Unredacted SSNs)	Average SSNs per Case	Compliance Type		
				Exempt SSNs	Noncompliant SSNs	Waived SSNs
<i>Prisoner Petitions – Habeas Corpus (530)</i>	1,115 (14.2%)	213 (15.6%)	5.2	1,080 (96.9%)	35 (3.1%)	0 (0%)
<i>Medical Malpractice (362)</i>	935 (11.9%)	14 (1.0%)	66.8	6 (0.6%)	929 (99.4%)	0 (0%)
<i>Other Civil Rights (440)</i>	788 (10.1%)	224 (16.4%)	3.5	148 (18.8%)	443 (56.2%)	197 (25.0%)
<i>Other Personal Injury (360)</i>	394 (5.0%)	84 (6.2%)	4.7	78 (19.8%)	301 (76.4%)	15 (3.8%)
<i>Civil Rights Employment (442)</i>	381 (4.9%)	85 (6.2%)	4.5	16 (4.2%)	334 (87.7%)	31 (8.1%)
<i>Insurance (110)</i>	371 (4.7%)	69 (5.1%)	5.4	24 (6.5%)	342 (92.2%)	5 (1.3%)
<i>APA Review/Appeal (899)</i>	363 (4.6%)	16 (1.2%)	22.7	295 (81.3%)	48 (13.2%)	20 (5.5%)
<i>Social Security - SSID Title XV (864)</i>	329 (4.2%)	3 (0.2%)	109.7	329 (100%)	0 (0%)	0 (0%)
<i>Prisoner – Civil Rights (U.S. defendant) (550)</i>	321 (4.1%)	111 (8.1%)	2.9	73 (22.7%)	84 (26.2%)	164 (51.1%)
<i>Habeas Corpus – Death Penalty (535)</i>	296 (3.8%)	11 (0.8%)	26.9	291 (98.3%)	5 (1.7%)	0 (0%)
Subtotal	5,293 (67.6%)	830 (60.9%)	6.4	2,340 (44.2%)	2,521 (47.6%)	432 (8.2%)
Total All Natures of Suit	7,832 (100%)	1,364 (100%)	5.7	2,624 (33.5%)	4,403 (56.2%)	804 (10.3%)

7. Medical Malpractice (362), Other Civil Rights (440), Other Personal Injury (360), Civil Rights Employment (442), Insurance (110).

Criminal Cases

This section presents more detail about the 276 criminal cases in which 888 unredacted SSNs are present. Two-thirds of criminal cases with unredacted SSNs are in proceedings initiated by indictment (66%, 181) (see Table 12). These 181 cases contain 78% (688) of all unredacted criminal SSNs and have the largest percentage of exempt SSNs (52%, 354).

Felony proceedings initiated by information (32) and proceedings initiated by unsealing an indictment (32) each make up 12% of criminal cases with unredacted SSNs. Cases initiated by felony information contain 5% (45) of criminal SSNs, of which 80% (36) are noncompliant. Cases initiated by unsealing an indictment contain 11% of unredacted SSNs (99), of which 61% (60) are noncompliant and 9% (9) are protections-waived SSNs. There are very few protections-waived SSNs in criminal cases (22, 2.5%) which is consistent with the finding that only 3% of criminal cases in this sample have a pro se party (see Table 5, *supra*). In the nine reopened cases, all 13 unredacted SSNs are noncompliant.

Table 12. Unredacted Criminal SSNs for Cases by Nature of Proceeding, with Compliance Type

	SSNs (% of Unredacted Criminal SSNs)	Cases (% of Criminal Cases with Unredacted SSNs)	Average SSNs per Case	Compliance Type		
				Exempt SSNs	Noncompliant SSNs	Waived SSNs
<i>Indictment Filed</i>	688 (77.5%)	181 (65.6%)	3.8	354 (51.5%)	323 (46.9%)	11 (1.6%)
<i>Felony Information with Waiver of Indictment</i>	45 (5.1%)	32 (11.6%)	1.4	8 (17.8%)	36 (80.0%)	1 (2.2%)
<i>Indictment Unsealed</i>	99 (11.1%)	32 (11.6%)	3.1	30 (30.3%)	60 (60.6%)	9 (9.1%)
<i>Sealed Indictment</i>	29 (3.3%)	13 (4.7%)	2.2	7 (24.1%)	22 (75.9%)	0 (0%)
<i>Reopened</i>	13 (1.5%)	9 (3.3%)	1.4	0 (0%)	13 (100%)	0 (0%)
<i>Other*</i>	14 (1.6%)	9 (3.3%)	1.6	2 (14.3%)	11 (78.6%)	1 (7.1%)
Total	888 (100%)	276 (100%)	3.2	401 (45.2%)	465 (52.4%)	22 (2.5%)

* Other includes misdemeanor information, transfer, felony information unsealed, remand from appellate court for resentencing, superseding indictment, and remand from appellate court for retrial.

Nature of offense codes, created by the Administrative Office of the U.S. Courts, are used to aggregate federal criminal statutes into groups representing similar types of crimes. These nature of offense codes are aggregated further into larger nature of offense categories for reporting similar

nature of offense codes together. Table 13 is based on aggregated nature of offense categories, each containing multiple nature of offense codes. Table 14 is based on specific nature of offense codes.

As shown in Table 13, drug offenses make up 33% (91) of criminal cases with unredacted SSNs. They represent 20% (179) of unredacted SSNs in criminal cases and include a nearly equal number of exempt (85, 48%) and noncompliant (86, 48%) SSNs. Property offenses make up 23% (64) of criminal cases with unredacted SSNs and contain the largest number of unredacted SSNs (243, 27%), the vast majority of which (89%, 216) are noncompliant. These SSNs comprise 47% (216 of 465) of all noncompliant criminal SSNs. While there are few general offenses with unredacted SSNs (58, 7%), 90% (52) are noncompliant.

Sex offenses, while only representing 7% (18) of criminal cases with unredacted SSNs, contain 24% (209) of unredacted SSNs, of which 90% (189) are exempt. Firearms and explosives offenses account for 19% (53) of cases but contain only 12% of unredacted SSNs. These cases have a large percentage of exempt SSNs (76%, 79).

Table 13. Unredacted Criminal SSNs for Cases in Nature of Offense Categories, with Compliance Type

	SSNs (% of Unredacted Criminal SSNs)	Cases (% of Criminal Cases with Unredacted SSNs)	Average SSNs per Case	Compliance Type		
				Exempt SSNs	Noncompliant SSNs	Waived SSNs
<i>Drug</i>	179 (20.2%)	91 (33.0%)	2.0	85 (47.5%)	86 (48.0%)	8 (4.5%)
<i>Property</i>	243 (27.4%)	64 (23.2%)	3.8	22 (9.1%)	216 (88.9%)	5 (2.1%)
<i>Firearms and Explosives</i>	104 (11.7%)	53 (19.2%)	2.0	79 (76.0%)	24 (23.1%)	1 (1.0%)
<i>Violent</i>	48 (5.4%)	18 (6.5%)	2.7	12 (25.0%)	36 (75.0%)	0 (0%)
<i>Sex</i>	209 (23.5%)	18 (6.5%)	11.6	189 (90.4%)	19 (9.1%)	1 (0.5%)
<i>Immigration</i>	20 (2.3%)	11 (4.0%)	1.8	7 (35.0%)	13 (65.0%)	0 (0%)
<i>General</i>	58 (6.5%)	10 (3.6%)	5.8	2 (3.4%)	52 (89.7%)	4 (6.9%)
<i>Justice System</i>	19 (2.1%)	6 (2.2%)	3.2	2 (10.5%)	14 (73.7%)	3 (15.8%)
<i>Regulatory</i>	8 (0.9%)	5 (1.8%)	1.6	3 (37.5%)	5 (62.5%)	0 (0%)
Total	888 (100%)	276 (100%)	3.2	401 (45.2%)	465 (52.4%)	22 (2.5%)

As shown in Table 14, the top nine nature of offense codes represent 59% (163) of criminal cases with unredacted SSNs and account for 75% (662) of unredacted SSNs. Overall, they have a slightly higher percentage of exempt SSNs (52%, 345) than noncompliant SSNs (46%, 304). Notably, while there are only six cases (2%) with the charge of sexual abuse of children, these cases contain 21% (190) of criminal SSNs, resulting in an average of 31.7 SSNs per case. Ninety-eight percent (186) of these SSNs are exempt.

Fraud cases of false claims involving the government have the highest average rate of SSNs per case, 35.5, as 71 SSNs (8%)—all noncompliant—appear in just two cases (1%). All of the SSNs filed in cases with another fraud charge, conspiracy to defraud, are noncompliant (49), while 80% (31) of postal fraud cases are noncompliant. SSNs in cases with these three fraud nature of offense codes comprise 32% (151 of 465) of noncompliant SSNs.

See Table A8 in Appendix I for information about all the nature of offense codes.

Table 14. Unredacted Criminal SSNs for Cases in the Top Nine Nature of Offense Codes, with Compliance Type

	SSNs (% of Unredacted Criminal SSNs)	Cases (% of Criminal Cases with Unredacted SSNs)	Average SSNs per Case	Compliance Type		
				Exempt SSNs	Noncompliant SSNs	Waived SSNs
<i>Sexual Abuse of Children (6110)</i>	190 (21.4%)	6 (2.2%)	31.7	186 (97.9%)	4 (2.1%)	0 (0%)
<i>Controlled Substance – Sell, Distribute, or Dispense (6801)</i>	136 (15.3%)	69 (25.0%)	2.0	58 (42.6%)	71 (52.2%)	7 (5.1%)
<i>Fraud: False Claims and Services, Government (8200)</i>	71 (8.0%)	2 (0.7%)	35.5	0 (0%)	71 (100%)	0 (0%)
<i>Firearms, Unlawful Possession (7820)</i>	61 (6.9%)	26 (9.4%)	2.3	47 (77.0%)	13 (21.3%)	1 (1.6%)
<i>Monetary Laundering (7477)</i>	55 (6.2%)	7 (2.5%)	7.9	1 (1.8%)	50 (90.9%)	4 (7.3%)
<i>Fraud, Conspiracy to Defraud, Other (4992)</i>	49 (5.5%)	9 (3.3%)	5.4	0 (0%)	49 (100%)	0 (0%)
<i>Fraud: Postal, Interstate Wire, Radio, etc. (4700)</i>	39 (4.4%)	15 (5.4%)	2.6	7 (17.9%)	31 (79.5%)	1 (2.6%)
<i>Firearms: Furtherance of Violence (7831)</i>	31 (3.5%)	19 (6.9%)	1.6	22 (71.0%)	9 (29.0%)	0 (0%)
<i>Narcotics – Sell, Distribute, or Dispense (6701)</i>	30 (3.4%)	10 (3.6%)	3.0	24 (80.0%)	6 (20.0%)	0 (0%)
Subtotal	662 (74.5%)	163 (59.1%)	4.1	345 (52.1%)	304 (45.9%)	13 (2.0%)
Total All Natures of Offense	888 (100%)	276 (100%)	3.2	401 (45.2%)	465 (52.4%)	22 (2.5%)

Courts of Appeals

This section presents more detail about the 192 appeals cases in which 841 unredacted SSNs are present. About half of these cases are civil appeals (54%, 104) and about a quarter are criminal appeals (27%, 52) (see Table 15). Nine percent (17) of the cases are original proceedings, 6% (12) are bankruptcy appeals, 3% (6) are administrative agency appeals, and one case (0.5%) is categorized as miscellaneous.

Compared to other courts, a relatively high percentage of cases with unredacted SSNs in the courts of appeals have at least one pro se party (51%, 97) (see Table 5, *supra*). Over 50% (57) of civil appeals have a pro se party, while a pro se party appears in 94% (16) of original proceedings, 83% (5) of administrative agency appeals, and 75% (9) of bankruptcy appeals. Only 19% (10) of criminal appeals involve at least one pro se party.

Table 15. Cases by Appeal Type with Pro Se Party Case Status

	No Pro Se Party	At Least One Pro Se Party	Total
<i>Civil</i>	47 (45.2%)	57 (54.8%)	104 (54.2%)
<i>Criminal</i>	42 (80.8%)	10 (19.2%)	52 (27.1%)
<i>Original Proceeding</i>	1 (5.9%)	16 (94.1%)	17 (8.9%)
<i>Bankruptcy</i>	3 (25.0%)	9 (75.0%)	12 (6.3%)
<i>Administrative Agency</i>	1 (16.7%)	5 (83.3%)	6 (3.1%)
<i>Miscellaneous</i>	1 (100%)	0 (0%)	1 (0.5%)
Total Cases	95 (49.5%)	97 (50.5%)	192 (100%)

Compared to other courts, courts of appeals cases have the highest percentage of protections-waived SSNs (20%, 170) (see Table 1, *supra*). SSNs in bankruptcy appeals account for 7% (57) of unredacted SSNs in appeals, and 84% (48) of those are protections-waived SSNs (see Table 16). Administrative agency appeals have the second highest percentage of protections-waived SSNs (44%, 62) and represent 17% (142) of unredacted SSNs found in appeals cases. Five of the six administrative agency cases are appeals of decisions by the Internal Revenue Service.

Fifty-nine percent (492) of unredacted SSNs in courts of appeals are found in civil appeals, of which 52% (257) are noncompliant. These noncompliant SSNs comprise 80% (257 of 322) of all noncompliant SSNs in appeals cases. Criminal appeals cases account for 15% (128) of unredacted SSNs, of which 39% (50) are noncompliant.

Table 16. Unredacted SSNs and Cases by Appeal Type with Compliance Type

	SSNs (% of Unredacted Appeals SSNs)	Cases (% of Appeals Cases with Unredacted SSNs)	Average SSNs per Case	Compliance Type		
				Exempt SSNs	Noncompliant SSNs	Waived SSNs
<i>Civil Appeals</i>	492 (58.5%)	104 (54.2%)	4.7	181 (36.8%)	257 (52.2%)	54 (11.0%)
<i>Criminal Appeals</i>	128 (15.2%)	52 (27.1%)	2.5	75 (58.6%)	50 (39.1%)	3 (2.3%)
<i>Original Proceedings</i>	19 (2.3%)	17 (8.9%)	1.1	13 (68.4%)	3 (15.8%)	3 (15.8%)
<i>Bankruptcy Appeals</i>	57 (6.8%)	12 (6.3%)	4.8	0 (0%)	9 (15.8%)	48 (84.2%)
<i>Administrative Agency Appeals</i>	142 (16.9%)	6 (3.1%)	23.7	80 (56.3%)	0 (0%)	62 (43.7%)
<i>Miscellaneous</i>	3 (0.4%)	1 (0.5%)	3.0	0 (0%)	3 (100%)	0 (0%)
Total	841 (100%)	192 (100%)	4.4	349 (41.5%)	322 (38.3%)	170 (20.2%)

Civil Appeals

Habeas corpus prisoner petitions represent the largest percentage of civil appeals cases with unredacted SSNs (36%, 37), followed by civil rights cases (29%, 30) (see Table 17). Almost half of all unredacted SSNs in civil appeals appear in habeas corpus appeals (45%, 219) and about a fifth appear in civil rights appeals (21%, 105). Forty-three percent (93) of unredacted SSNs in habeas corpus appeals are noncompliant, comprising 36% (93 of 257) of all noncompliant SSNs in civil appeals. Sixty-three percent (66) of unredacted SSNs in civil rights appeals are noncompliant, and 26% (27) are protections-waived SSNs, comprising 26% (66 of 257) of all noncompliant SSNs in civil appeals and 50% (27 of 54) of all protections-waived SSNs in civil appeals.

There are no exempt SSNs in civil appeals cases with nature of suit categories labor suits (36), other statutes (24), federal tax suits (10), and personal injury (7). There is only one Social Security case in the appeals court sample, though it contains 23 (5%) unredacted SSNs, all of which are exempt.

Table 17. Unredacted SSNs in Civil Appeal Cases in Nature of Suit Categories, with Compliance Type

	SSNs (% of Unredacted Civil Appeal SSNs)	Cases (% of Civil Appeal Cases with Unredacted SSNs)	Average SSNs per Case	Compliance Type		
				Exempt SSNs	Noncompliant SSNs	Waived SSNs
<i>Habeas Corpus Prisoner Petitions</i>	219 (44.5%)	37 (35.6%)	5.9	119 (54.3%)	93 (42.5%)	7 (3.2%)
<i>Civil Rights</i>	105 (21.3%)	30 (28.8%)	3.5	12 (11.4%)	66 (62.9%)	27 (25.7%)
<i>Other Statutes</i>	24 (4.9%)	12 (11.5%)	2.0	0 (0%)	11 (45.8%)	13 (54.2%)
<i>Contract Actions</i>	24 (4.9%)	7 (6.7%)	3.4	8 (33.3%)	16 (66.7%)	0 (0%)
<i>Labor</i>	36 (7.3%)	6 (5.8%)	6.0	0 (0%)	36 (100%)	0 (0%)
<i>Federal Tax Suits</i>	10 (2.0%)	4 (3.8%)	2.5	0 (0%)	10 (100%)	0 (0%)
<i>Real Property</i>	44 (8.9%)	4 (3.8%)	11.0	19 (43.2%)	24 (54.5%)	1 (2.3%)
<i>Personal Injury</i>	7 (1.4%)	3 (2.9%)	2.3	0 (0%)	1 (14.3%)	6 (85.7%)
<i>Social Security</i>	23 (4.7%)	1 (1.0%)	23.0	23 (100%)	0 (0%)	0 (0%)
Total	492 (100%)	104 (100%)	4.7	181 (36.8%)	257 (52.2%)	54 (11.0%)

Criminal Appeals

As seen in Table 18, 33% (17) of criminal appeals fall into the drug nature of offense category, which contains 21% (27) of unredacted criminal appeal SSNs. Property offense cases make up a quarter (13) of criminal appeals cases in this sample but only include 14% (18) of its unredacted SSNs. Conversely, firearms and explosives offenses represent 19% (10) of cases yet include 28% (36) of unredacted SSNs, of which the majority (86%, 31) are exempt.

Seventy-eight percent of SSNs in both drug (21) and property offense (14) cases are noncompliant, comprising 42% (21 of 50) and 28% (14 of 50), respectively, of all noncompliant SSNs in criminal appeals. Overall, 39% (50) of unredacted SSNs in criminal appeals cases are noncompliant.

Table 18. Unredacted SSNs in Criminal Appeal Cases in Nature of Offense Categories, with Compliance Type

	SSNs (% of Unredacted Criminal Appeal SSNs)	Cases (% of Criminal Appeal Cases with Unredacted SSNs)	Average SSNs per Case	Compliance Type		
				Exempt SSNs	Noncompliant SSNs	Waived SSNs
<i>Drug</i>	27 (21.1%)	17 (32.7%)	1.6	5 (18.5%)	21 (77.8%)	1 (3.7%)
<i>Property</i>	18 (14.1%)	13 (25.0%)	1.4	4 (22.2%)	14 (77.8%)	0 (0%)
<i>Firearms and Explosives</i>	36 (28.1%)	10 (19.2%)	3.6	31 (86.1%)	5 (13.9%)	0 (0%)
<i>Sex</i>	38 (29.7%)	8 (15.4%)	4.8	33 (86.8%)	3 (7.9%)	2 (5.3%)
<i>Violent</i>	8 (6.3%)	3 (5.8%)	2.7	2 (25.0%)	6 (75.0%)	0 (0%)
<i>General</i>	1 (0.8%)	1 (1.9%)	1.0	0 (0%)	1 (100%)	0 (0%)
Total	128 (100%)	52 (100%)	2.5	75 (58.6%)	50 (39.1%)	3 (2.3%)

Bankruptcy Courts

This section presents information separately for the bankruptcy cases, adversary proceedings, and proofs of claims in which unredacted SSNs are present.

Bankruptcy Cases

This subsection presents more detail about the 835 bankruptcy cases in which 2,979 unredacted SSNs are present.⁸

As seen in Table 19, 54% (453) of bankruptcy cases with unredacted SSNs were filed under Chapter 7 and account for 38% (1,126) of unredacted SSNs in bankruptcy cases. Most of the other cases with unredacted SSNs were filed under Chapter 13 (317, 38%) and account for another 38% (1,136) of the SSNs. Although only 8% (63) of bankruptcy cases with unredacted SSNs were filed under Chapter 11, they contain 24% (715) of unredacted SSNs, resulting in an average of 11.3 SSNs per case.

8. One miscellaneous bankruptcy court proceeding, which contains two unredacted noncompliant SSNs, was in an administrative docket. It is not included in this analysis.

Noncompliant SSNs make up 64% (1,909) of all unredacted SSNs in bankruptcy cases. Eighty-three percent (942) of SSNs in Chapter 13 cases and 64% (723) of SSNs in Chapter 7 cases are noncompliant. The only bankruptcy cases that include protections-waived SSNs were filed under Chapter 7 (7%, 74) and Chapter 13 (9%, 100).

Table 19. Unredacted SSNs and Cases by Bankruptcy Original Filing Chapter and Compliance Type

	SSNs (% of Unredacted Bankruptcy SSNs)	Cases (% of Bankruptcy Cases with Unredacted SSNs)	Average SSNs per Case	Compliance Type		
				Exempt SSNs	Noncompliant SSNs	Waived SSNs
<i>Chapter 7</i>	1,126 (37.8%)	453 (54.3%)	2.5	329 (29.2%)	723 (64.2%)	74 (6.6%)
<i>Chapter 11</i>	715 (24.0%)	63 (7.5%)	11.3	472 (66.0%)	243 (34.0%)	0 (0%)
<i>Chapter 12</i>	2 (0.1%)	2 (0.2%)	1.0	1 (50.0%)	1 (50.0%)	0 (0%)
<i>Chapter 13</i>	1,136 (38.1%)	317 (38.0%)	3.6	94 (8.3%)	942 (82.9%)	100 (8.8%)
Total	2,979 (100%)	835 (100%)	3.6	896 (30.1%)	1,909 (64.1%)	174 (5.8%)

Adversary Proceedings

This subsection presents more detail about the 56 adversary proceedings in which 852 unredacted SSNs are present.

Compared to other major types of cases, adversary proceedings have the highest average number of unredacted SSNs per case/proceeding (15.2) (see Table 20). However, this is attributable to a single adversary proceeding involving a “determination or remand of a removed claim or clause,” which includes 437 (51%) unredacted SSNs, all of which are exempt. Excluding this outlier adversary proceeding, the average number of unredacted SSNs per adversary proceeding is 7.5 (see Table A9).

As seen in Table 20, at least 90% of unredacted SSNs in all other natures of suit are noncompliant except those involving a declaratory judgment, which have the largest percentage of protections-waived SSNs (52%, 24). Excluding the outlier adversary proceeding described above, the percentage of unredacted SSNs in adversary proceedings that are noncompliant increases from 43% (370 of 852) to 89% (370 of 415), and the percentage of protections-waived SSNs increases from 4% (33 of 852) to 8% (33 of 415) (see Table A9).

Table 20. Unredacted SSNs and Adversary Proceedings by Nature of Suit and Compliance Type

	SSNs (% of Unredacted SSNs)	Adversary Proceedings (% of APs with Unredacted SSNs)	Average SSNs per Adversary Proceeding	Compliance Type		
				Exempt SSNs	Noncompliant SSNs	Waived SSNs
<i>Dischargeability</i>	121 (14.2%)	20 (35.7%)	6.1	6 (5.0%)	110 (90.9%)	5 (4.1%)
<i>Recovery of Money/Property</i>	114 (13.4%)	11 (19.6%)	10.4	0 (0%)	114 (100%)	0 (0%)
<i>Objection/Revocation of Discharge</i>	102 (12.0%)	8 (14.3%)	12.8	4 (3.9%)	94 (92.2%)	4 (3.9%)
<i>Other Actions that Would Have Been Brought in a State Court</i>	11 (1.3%)	5 (8.9%)	2.2	0 (0%)	11 (100%)	0 (0%)
<i>Injunctive Relief</i>	19 (2.2%)	5 (8.9%)	3.8	1 (5.3%)	18 (94.7%)	0 (0%)
<i>Declaratory Judgment</i>	46 (5.4%)	4 (7.1%)	11.5	0 (0%)	22 (47.8%)	24 (52.2%)
<i>Determination or Remand of Removed Claim or Cause</i>	439 (51.5%)	3 (5.4%)	146.3	438 (99.8%)	1 (0.2%)	0 (0%)
Total	852 (100%)	56 (100%)	15.2	449 (52.7%)	370 (43.4%)	33 (3.9%)

Proofs of Claim

This subsection presents more detail about the 770 proofs of claim filed in 718 bankruptcy cases containing 1,782 unredacted SSNs. The Center's 2024 Study found a slightly higher rate of unredacted SSNs in proofs of claim (0.19%) compared to bankruptcy cases (0.05%). However, a much higher percentage of unredacted proofs of claim are noncompliant with the privacy rules (98%, 1,743) compared to bankruptcy cases (64%, 1,909) (see Tables 19 and 21). Only a small percentage of unredacted SSNs in proofs of claim are protections-waived SSNs (1%).

As seen in Table 21, 80% (616) of proofs of claim with unredacted SSNs were filed in connection with Chapter 13 cases and account for 76% (1,354) of unredacted SSNs. Fourteen percent (111) of proofs of claim are in Chapter 7 cases and contain 17% (294) of unredacted SSNs. At least 90% of SSNs in proofs of claim under each filing chapter are noncompliant.

Table 21. Unredacted SSNs and Cases by Bankruptcy Original Filing Chapter and Compliance Type

	SSNs (% of Unredacted Bankruptcy SSNs)	Proofs of Claim (% of Proofs of Claim with Unredacted SSNs)	Average SSNs per Proof	Compliance Type		
				Exempt SSNs	Noncompliant SSNs	Waived SSNs
<i>Chapter 7</i>	294 (16.5%)	111 (14.4%)	2.6	1 (0.3%)	287 (97.6%)	6 (2.0%)
<i>Chapter 11</i>	130 (7.3%)	41 (5.3%)	3.2	0 (0%)	118 (90.8%)	12 (9.2%)
<i>Chapter 12</i>	4 (0.2%)	2 (0.3%)	2.0	0 (0%)	4 (100%)	0 (0%)
<i>Chapter 13</i>	1,354 (76.0%)	616 (80.0%)	2.2	15 (1.1%)	1,334 (98.5%)	5 (0.4%)
Total	1,782 (100%)	770 (100%)	2.3	16 (0.9%)	1,743 (97.8%)	23 (1.3%)

Part II: Document and Docket Event Type

The analyses in this part are based on the 3,269 documents containing noncompliant SSNs (16,223) and protections-waived SSNs (1,253) identified in the 2024 Study. These SSNs are referred to collectively as “nonexempt SSNs.” Center researchers downloaded additional document level information for the documents containing nonexempt SSNs. Together, this information provides input for considering how to focus efforts to maximize compliance with the privacy rules and for assessing the impact of the waiver provision.

To examine the role in the case of the document containing nonexempt SSN(s), researchers downloaded the text of the docket entry associated with each document and the docket event type and subtype (e.g., complaint, motion, response-and-reply event, order on motion) in the court’s operational database associated with that entry.

It is important to note that documents associated with the various event types and containing the SSNs could be the main document (e.g., text of an actual complaint or motion) or an attachment related to/in support of the main document (e.g., an exhibit, appendix, or other attachment). To determine the extent to which the nonexempt SSNs appeared in the text of the main document associated with a docketed event versus a supporting exhibit, attachment, or appendix, researchers used the document description in the court’s operational database identifying the document as the main document or an ancillary document, as well as information in the docket text for the docket entry associated with the document.

In addition, to ascertain the nature of the documents in which the nonexempt SSNs appear (e.g., court documents, paystubs, tax documents, medical records), two independent Center researchers reviewed and coded each document. They followed the coding scheme in Table 22.⁹ This analysis further informs whether unredacted SSNs appear in supporting documents rather than the text of the primary court documents.

9. If the two coders disagreed, which occurred in 10.4% (2,333) of documents, a senior member of the research team examined the document and made a final determination.

Table 22. Nature of Document Coding Categories

Category	Document Type
Bankruptcy Forms	Form 106E/F/D Form 121 Form 309 Notice of Bankruptcy Case
Court Documents	CM/ECF Screenshot Federal Judgment, Complaint, Summons, or Subpoena Interrogatory, Statement, Motion, or Transcript Notice of Electronic Filing Notice of Unauthorized/Invalid SSN Document Originated in Another Court Proof of Claim Request for Discharge/Objection to Discharge Trustee Correspondence
Employment, Payroll, & Proof of Income	Employment Record Payroll and Proof of Income
Financial Records	Account Statement* Bank, Loan, or Purchase Applications* Credit Check* Financial Record Garnishment-Related* Medical Billing* Other Contract* Other Financial Document* Power of Attorney* Will*
Insurance & Unemployment/ Disability Records	Insurance Record Unemployment and Disability
Medical Records	Medical Record
Official Records	Academic Record Birth, Marriage, or Death Certificate Incarceration Record or Report Law Enforcement Record or Report
Tax Documents	Tax Document
Other	Background Check Service Provider SSN Out of Court Correspondence Record Request or Declaration of Authenticity Other

* Bankruptcy court filings only.

Comparing the District Courts, Bankruptcy Courts, and Courts of Appeals

The analyses in this section include documents containing noncompliant and protections-waived SSNs (nonexempt SSNs) found in district court civil, criminal, and miscellaneous cases; bankruptcy court cases, adversary proceedings, and proofs of claim; and courts of appeals cases.

As shown in Table 23, 2,852 (87%) documents contain 16,223 (93%) noncompliant SSNs, and 425 (13%) documents contain 1,253 (7%) protections-waived SSNs. The average number of nonexempt SSNs in these 3,269 nonexempt documents is 5.3 per document. For noncompliant documents, the average number of noncompliant SSNs per document is 5.7, while the average number of protections-waived SSNs per protections-waived document is 2.9. Excluding the outlier civil rights case, the average number of nonexempt SSNs per nonexempt case drops to 3.5, and the average number of noncompliant SSNs per noncompliant case drops to 3.5 (see Table A10).

Table 23. Nonexempt SSNs in Documents by Compliance Type

	SSNs	Documents*	Average SSNs per Document
<i>Noncompliant with privacy rules</i>	16,223 (92.8%)	2,852 (87.2%)	5.7
<i>Privacy protections waived</i>	1,253 (7.2%)	425 (13.0%)	2.9
Total	17,476	3,269	5.3

* 8 documents contain multiple SSNs with different compliance types.

As seen in Table 24, 41% (1,340) of documents containing nonexempt SSNs were district court civil documents, 25% (804) were bankruptcy court proofs of claim documents, and 19% (625) were bankruptcy case documents. Seven percent (217) were district court criminal documents, 5% (160) were appeals documents, 3% (81) were bankruptcy court adversary proceedings documents, and 1% (42) were district court miscellaneous case documents.

District court miscellaneous case documents have the highest average number of nonexempt SSNs per document, 19.9, in part because one document involving a civil action includes 733 noncompliant SSNs (outlier miscellaneous case). Excluding this document, the average drops to 2.5. The average number of nonexempt SSNs in district court civil documents is 8.5 per document; when excluding the outlier civil rights case, that average drops to 3.9 (see Table A11). The average number of nonexempt SSNs per document is 5.0 in bankruptcy court adversary proceedings.

Table 24. Nonexempt SSNs in Documents by Court and Case Type

	SSNs	Documents	Average SSNs per Document	Compliance Type	
				Noncompliant SSNs	Waived SSNs
<i>District Court Civil</i>	11,406 (65.3%)	1,340 (41.0%)	8.5	10,602 (93.0%)	804 (7.0%)
<i>Bankruptcy Court Proofs of Claim</i>	1,766 (10.1%)	804 (24.6%)	2.2	1,743 (98.7%)	23 (1.3%)
<i>Bankruptcy Court Cases</i>	2,085 (11.9%)	625 (19.1%)	3.3	1,911 (91.7%)	174 (8.3%)
<i>District Court Criminal</i>	487 (2.8%)	217 (6.6%)	2.2	465 (95.5%)	22 (4.5%)
<i>Appeals</i>	492 (2.8%)	160 (4.9%)	3.1	322 (65.4%)	170 (34.6%)
<i>Bankruptcy Court Adversary Proceedings</i>	403 (2.3%)	81 (2.5%)	5.0	370 (91.8%)	33 (8.2%)
<i>District Court Miscellaneous</i>	837 (4.8%)	42 (1.3%)	19.9	810 (96.8%)	27 (3.2%)
Total	17,476 (100%)	3,269 (100%)	5.3	16,223 (92.8%)	1,253 (7.2%)

As seen in Table 25, over two-thirds (69%, 2,240) of documents containing 78% (13,583) of nonexempt SSNs are ancillary documents, such as an exhibit, attachment, or appendix associated with a docket event rather than the main document itself, such as the complaint. Excluding the outlier civil rights case and miscellaneous case, the percentage of SSNs in ancillary documents declines to 63% (see Table A12). Of course, some main documents may themselves contain ancillary material rather than such material being filed separately, so this percentage likely underestimates the extent to which SSNs appear in ancillary material rather than the text of the main document.¹⁰

The percentage of ancillary documents is highest in appeals cases (99%, 158). All but two documents containing nonexempt SSNs are appendices to the docket event. One of the two main documents is a pro se plaintiff's appellant brief containing an SSN directly in the text of the brief. The other main document is a pro se petitioner's letter filed after the case was closed, with the unredacted SSN appearing directly in the letter.

The second highest percentage of ancillary documents is in civil cases (87%, 1,166). Seventy-nine percent (64) of documents in bankruptcy court adversary proceedings are ancillary docu-

10. Additional document analysis to be reported in the final project report will inform this issue.

ments. About two-thirds of documents in district court criminal (67%, 145) and miscellaneous (64%, 27) cases are ancillary documents.

Of note, all of the nonexempt SSNs associated with an indictment, information, or complaint in criminal cases (31) are in the text of the main document, as are all nonexempt SSNs in criminal orders (10) (see Table 28, *infra*). That is, the SSNs appear within the text of the document for which the specific docket event has been entered (e.g., the indictment). The two SSNs in miscellaneous case orders are also in the main document (see Table 30, *infra*).

Nearly two-thirds (63%, 396) of the documents containing nonexempt SSNs filed in bankruptcy court cases are main rather than ancillary documents. This appears to be related to the type of bankruptcy case events. For example, 95% (141) of documents filed in employee pay advice and income record docket events and all 28 documents in declaration docket events contain nonexempt SSNs in the text of the main document (see Table 32, *infra*). Slightly less than half (44%, 353) of documents in bankruptcy court proofs of claim are main documents.

**Table 25. Nonexempt SSNs in Documents by Court and Case Type:
Main versus Ancillary Documents**

	Documents			SSNs		
	Main	Ancillary	Total	Main	Ancillary	Total
<i>District Court Civil</i>	174 (13.0%)	1,166 (87.0%)	1,340 (100%)	1,305 (11.4%)	10,101 (88.6%)	11,406 (100%)
<i>Bankruptcy Court Cases</i>	396 (63.4%)	229 (36.6%)	625 (100%)	1,330 (63.8%)	755 (36.2%)	2,085 (100%)
<i>Bankruptcy Court Proofs of Claim*</i>	353 (43.9%)	451 (56.1%)	804 (100%)	1,053 (59.6%)	713 (40.4%)	1,766 (100%)
<i>District Court Miscellaneous</i>	15 (35.7%)	27 (64.3%)	42 (100%)	26 (3.1%)	811 (96.9%)	837 (100%)
<i>Appeals</i>	2 (1.3%)	158 (98.8%)	160 (100%)	2 (0.4%)	490 (99.6%)	492 (100%)
<i>District Court Criminal</i>	72 (33.2%)	145 (66.8%)	217 (100%)	108 (22.2%)	379 (77.8%)	487 (100%)
<i>Bankruptcy Court Adversary Proceedings</i>	17 (21.0%)	64 (79.0%)	81 (100%)	69 (17.1%)	334 (82.9%)	403 (100%)
Total	1,029 (31.5%)	2,240 (68.5%)	3,269 (100%)	3,893 (22.3%)	13,583 (77.7%)	17,476 (100%)

* The main document in a proof of claim is a written statement or form (Bankruptcy Form 410) used by the creditor to indicate the amount of the debt owed by the debtor to the creditor on the date of the bankruptcy filing. Proof of claim filings may contain attachments that include documents to show that the debt exists, that a lien secures the debt, or both, as well as any documents that show perfection of any security interest or any assignments or transfers of the debt.

District Courts

The district court analysis includes the documents in civil (excluding the outlier civil rights case), criminal, and miscellaneous (excluding the outlier miscellaneous case) cases containing unredacted SSNs that are nonexempt.

Civil

In the civil sample, excluding the outlier civil rights case, 1,338 documents contain 4,404 (85%) noncompliant SSNs and 804 (15%) protections-waived SSNs. As seen in Table 26, 31% (412) of documents are associated with response-and-reply events and contain 31% (1,637) of nonexempt SSNs, and 30% (401) of documents are associated with motions and contain 22% (1,156) of nonexempt SSNs. Together, these documents contain 54% (2,369 of 4,404) of noncompliant SSNs and 53% (424 of 804) of protections-waived SSNs.

Fourteen percent (186) of documents are associated with complaints and initiating documents and contain a slightly greater number of protections-waived SSNs (227, 52%) than noncompliant SSNs (212, 48%). The protections-waived SSNs in these documents comprise 28% (227 of 804) of protections-waived SSNs in the civil sample.

Documents associated with discovery docket events have the highest average number of nonexempt SSNs per document, 44.7, as 21 (2%) documents contain 939 (18%) noncompliant SSNs, comprising 21% of noncompliant SSNs (939 of 4,404). Within a single case, one document contains 476 noncompliant SSNs, and another contains 388 noncompliant SSNs. Excluding this case, the average number of nonexempt SSNs per document declines to 3.9.

See Table A13 in Appendix II for information including the outlier civil rights case.

Table 26. Nonexempt SSNs in Documents in District Court Civil Cases, by Docket Event

	SSNs	Documents	Average SSNs per Document	Compliance Type	
				Noncompliant SSNs	Waived SSNs
<i>Responses and Replies</i>	1,637 (31.4%)	412 (30.8%)	4.0	1,422 (86.9%)	215 (13.1%)
<i>Motions</i>	1,156 (22.2%)	401 (30.0%)	2.9	947 (81.9%)	209 (18.1%)
<i>Complaints and Initiating Documents</i>	439 (8.4%)	186 (13.9%)	2.4	212 (48.3%)	227 (51.7%)
<i>Notices</i>	284 (5.5%)	83 (6.2%)	3.4	234 (82.4%)	50 (17.6%)
<i>Appeals Documents</i>	218 (4.2%)	69 (5.2%)	3.2	181 (83.0%)	37 (17.0%)
<i>Trial Documents</i>	279 (5.4%)	41 (3.1%)	6.8	249 (89.2%)	30 (10.8%)
<i>Discovery Documents</i>	939 (18.0%)	21 (1.6%)	44.7	939 (100%)	0 (0%)
<i>Service of Process</i>	33 (0.6%)	18 (1.3%)	1.8	26 (78.8%)	7 (21.2%)
<i>Orders on Motions</i>	8 (0.2%)	7 (0.5%)	1.1	7 (87.5%)	1 (12.5%)
<i>Transfer Documents</i>	3 (0.1%)	2 (0.1%)	1.5	2 (66.7%)	1 (33.3%)
<i>Other Events</i>	212 (4.1%)	98 (7.3%)	2.2	185 (87.3%)	27 (12.7%)
Total	5,208 (100%)	1,338 (100%)	3.9	4,404 (84.6%)	804 (15.4%)

As seen in Table 27, although only 11% (149) of documents are medical records, they contain 31% (1,595) of nonexempt SSNs, resulting in an average of 10.7 nonexempt SSNs per document. The majority of these SSNs are noncompliant (90%, 1,432), comprising 33% of noncompliant SSNs in the civil sample (4,404). These documents also account for one-fifth (163 of 804) of protections-waived SSNs.

Tax documents have the second highest average number of nonexempt SSNs per document, 7.7, representing 10% (129) of documents and containing 19% (996) of nonexempt SSNs. Tax documents comprise 18% (785 of 4,404) of noncompliant SSNs and 26% (211 of 804) of protections-waived SSNs. Court documents account for 19% (260) of all documents and comprise another 14% (109 of 804) of protections-waived SSNs.

Ten percent (133) of documents are employment, payroll, and proof of income documents and contain 11% (596) of nonexempt SSNs, of which 94% percent (562) are noncompliant.

Only two notices of removal to state court appear in the civil sample.

See Table A14 in Appendix II for information including the outlier civil rights case.

Table 27. Nonexempt SSNs in Documents in District Court Civil Cases, by Nature of Document

	SSNs	Documents	Average SSNs per Document	Compliance Type	
				Noncompliant SSNs	Waived SSNs
<i>Medical Records</i>	1,595 (30.6%)	149 (11.1%)	10.7	1,432 (89.8%)	163 (10.2%)
<i>Tax Documents</i>	996 (19.1%)	129 (9.6%)	7.7	785 (78.8%)	211 (21.2%)
<i>Employment, Payroll, and Proof of Income</i>	596 (11.4%)	133 (9.9%)	4.5	562 (94.3%)	34 (5.7%)
<i>Official Records</i>	513 (9.9%)	235 (17.6%)	2.2	419 (81.7%)	94 (18.3%)
<i>Financial Records</i>	477 (9.2%)	162 (12.1%)	2.9	409 (85.7%)	68 (14.3%)
<i>Court Documents</i>	423 (8.1%)	260 (19.4%)	1.6	314 (74.2%)	109 (25.8%)
<i>Insurance and Unemployment/Disability Records</i>	178 (3.4%)	95 (7.1%)	1.9	126 (70.8%)	52 (29.2%)
<i>Bankruptcy Forms</i>	7 (0.1%)	4 (0.3%)	1.8	6 (85.7%)	1 (14.3%)
<i>Other Documents</i>	423 (8.1%)	171 (12.8%)	2.5	351 (83.0%)	72 (17.0%)
Total	5,208 (100%)	1,338 (100%)	3.9	4,404 (84.6%)	804 (15.4%)

Criminal

In the criminal sample, 217 documents contain 465 (96%) noncompliant SSNs and 22 (5%) protections-waived SSNs. As seen in Table 28, a quarter (55) of documents are associated with motions, accounting for 30% (148) of nonexempt SSNs and comprising 31% (143 of 465) of noncompliant SSNs. Trial documents represent 12% (25) of documents and contain 22% (109) of nonexempt SSNs, comprising another 23% (109 of 465) of noncompliant SSNs (465). These documents have the highest average number of nonexempt SSNs per document, 4.4.

Protections-waived SSNs are rare in criminal filings, with documents associated with notices containing 8 (36%) of 22 protections-waived SSNs.

Table 28. Nonexempt SSNs in Documents in District Court Criminal Cases, by Docket Event

	SSNs	Documents	Average SSNs per Document	Compliance Type	
				Noncompliant SSNs	Waived SSNs
<i>Motions</i>	148 (30.4%)	55 (25.3%)	2.7	143 (96.6%)	5 (3.4%)
<i>Responses and Replies</i>	39 (8.0%)	31 (14.3%)	1.3	38 (97.4%)	1 (2.6%)
<i>Trial Documents</i>	109 (22.4%)	25 (11.5%)	4.4	109 (100%)	0 (0%)
<i>Notices</i>	41 (8.4%)	22 (10.1%)	1.9	33 (80.5%)	8 (19.5%)
<i>Transfer Documents</i>	24 (4.9%)	19 (8.8%)	1.3	24 (100%)	0 (0%)
<i>Indictment, Information, Complaint</i>	31 (6.4%)	15 (6.9%)	2.1	31 (100%)	0 (0%)
<i>Orders on Motions</i>	10 (2.1%)	10 (4.6%)	1.0	10 (100%)	0 (0%)
<i>Appeal Documents</i>	6 (1.2%)	6 (2.8%)	1.0	6 (100%)	0 (0%)
<i>Complaints and Other Initiating Documents</i>	3 (0.6%)	2 (0.9%)	1.5	3 (100%)	0 (0%)
<i>Service of Process</i>	2 (0.4%)	2 (0.9%)	1.0	2 (100%)	0 (0%)
<i>Discovery Documents</i>	1 (0.2%)	1 (0.5%)	1.0	1 (100%)	0 (0%)
<i>Other Events</i>	73 (15.0%)	29 (13.4%)	2.5	65 (89.0%)	8 (11.0%)
Total	487 (100%)	217 (100%)	2.2	465 (95.5%)	22 (4.5%)

As seen in Table 29, 12% (27) of documents in the criminal sample are tax documents and contain 31% (151) of nonexempt SSNs, and 34% (73) are court documents and contain 22% (107) of nonexempt SSNs. Together, these documents contain 53% (247 of 465) of noncompliant SSNs. Official records, 29% (63) of documents, comprise another 17% (77 of 465) of noncompliant SSNs.

Tax documents also contain 32% (7 of 22) of protections-waived SSNs, and medical records comprise another 27% (6 of 22) of protections-waived SSNs.

Employment, payroll, and proof of income documents have the highest average number of nonexempt SSNs per document, 13.0, as 4 (2%) documents contain 52 (11%) noncompliant SSNs.

**Table 29. Nonexempt SSNs in Documents in District Court Criminal Filings,
by Nature of Document**

	SSNs	Documents	Average SSNs per Document	Compliance Type	
				Noncompliant SSNs	Waived SSNs
<i>Tax Documents</i>	151 (31.0%)	27 (12.4%)	5.6	144 (95.4%)	7 (4.6%)
<i>Court Documents</i>	107 (22.0%)	73 (33.6%)	1.5	103 (96.3%)	4 (3.7%)
<i>Official Records</i>	81 (16.6%)	63 (29.0%)	1.3	77 (95.1%)	4 (4.9%)
<i>Employment, Payroll, and Proof of Income</i>	52 (10.7%)	4 (1.8%)	13.0	52 (100%)	0 (0%)
<i>Financial Records</i>	50 (10.3%)	19 (8.8%)	2.6	50 (100%)	0 (0%)
<i>Medical Records</i>	12 (2.5%)	7 (3.2%)	1.7	6 (50.0%)	6 (50.0%)
<i>Bankruptcy Forms</i>	1 (0.2%)	1 (0.5%)	1.0	1 (100%)	0 (0%)
<i>Insurance and Unemployment/Disability Records</i>	1 (0.2%)	1 (0.5%)	1.0	1 (100%)	0 (0%)
<i>Other Documents</i>	32 (6.6%)	22 (10.1%)	1.5	31 (96.9%)	1 (3.1%)
Total	487 (100%)	217 (100%)	2.2	465 (95.5%)	22 (4.5%)

Miscellaneous

In the miscellaneous case sample, excluding the outlier miscellaneous case, 41 documents contain 77 (74%) noncompliant SSNs and 27 (26%) protections-waived SSNs. As seen in Table 30, 29% (12) of documents are associated with motions, containing 32% (33) of nonexempt SSNs. Documents in response-and-reply docket events are 15% (6) of documents and contain 23% (24) of nonexempt SSNs. Together, these documents comprise 60% (46 of 77) of noncompliant SSNs.

Eighty-one percent (22 of 27) of protections-waived SSNs are filed in documents associated with motions and notices.

See Table A15 in Appendix II for information including the outlier miscellaneous case.

Table 30. Nonexempt SSNs in Documents in District Court Miscellaneous Cases, by Docket Event

	SSNs	Documents	Average SSNs per Document	Compliance Type	
				Noncompliant SSNs	Waived SSNs
<i>Motions</i>	33 (31.7%)	12 (29.3%)	2.8	22 (66.7%)	11 (33.3%)
<i>Responses and Replies</i>	24 (23.1%)	6 (14.6%)	4.0	24 (100%)	0 (0%)
<i>Complaints and Other Initiating Documents</i>	12 (11.5%)	6 (14.6%)	2.0	11 (91.7%)	1 (8.3%)
<i>Transfer Documents</i>	10 (9.6%)	5 (12.2%)	2.0	10 (100%)	0 (0%)
<i>Notices</i>	12 (11.5%)	5 (12.2%)	2.4	1 (8.3%)	11 (91.7%)
<i>Orders on Motions</i>	2 (1.9%)	2 (4.9%)	1.0	2 (100%)	0 (0%)
<i>Service of Process</i>	1 (1.0%)	1 (2.4%)	1.0	1 (100%)	0 (0%)
<i>Other Events</i>	10 (9.6%)	4 (9.8%)	2.5	6 (60.0%)	4 (40.0%)
Total	104 (100%)	41 (100%)	2.5	77 (74.0%)	27 (26.0%)

As seen in Table 31, almost two-thirds (63%) of documents in miscellaneous cases are court documents (13 of 41), containing 37% (38) of nonexempt SSNs, and official records (13 of 41), containing 18% (19) of nonexempt SSNs. Tax documents, 10% (4) of documents, account for 22% (23) of nonexempt SSNs. Together, these documents comprise 94% (72 of 77) of noncompliant SSNs.

One-third (9 of 27) of protections-waived SSNs appear in medical records, while financial records include 8 (30%), and court documents contain 7 (26%).

See Table A16 in Appendix II for information including the outlier miscellaneous case.

Table 31. Nonexempt SSNs in Documents in District Court Miscellaneous Cases, by Nature of Document

	SSNs	Documents	Average SSNs per Document	Compliance Type	
				Noncompliant SSNs	Waived SSNs
<i>Court Documents</i>	38 (36.5%)	13 (31.7%)	2.9	31 (81.6%)	7 (18.4%)
<i>Tax Documents</i>	23 (22.1%)	4 (9.8%)	5.8	23 (100%)	0 (0%)
<i>Official Records</i>	19 (18.3%)	13 (31.7%)	1.5	18 (94.7%)	1 (5.3%)
<i>Financial Records</i>	11 (10.6%)	5 (12.2%)	2.2	3 (27.3%)	8 (72.7%)
<i>Medical Records</i>	9 (8.7%)	2 (4.9%)	4.5	0 (0%)	9 (100%)
<i>Employment, Payroll, and Proof of Income Documents</i>	3 (2.9%)	3 (7.3%)	1.0	1 (33.3%)	2 (66.7%)
<i>Other Documents</i>	1 (1.0%)	1 (2.4%)	1.0	1 (100%)	0 (0%)
Total	104 (100%)	41 (100%)	2.5	77 (74.0%)	27 (26.0%)

Bankruptcy Courts

The bankruptcy court analysis includes the documents in bankruptcy cases, adversary proceedings, and proofs of claim containing unredacted SSNs that are nonexempt.

Bankruptcy Cases

The bankruptcy case sample consists of 625 documents with 1,911 (92%) noncompliant SSNs and 174 (8%) protections-waived SSNs. As shown in Table 32, 24% (149) of documents are associated with employee pay advice and income records docket events; they contain 41% (862) of nonexempt SSNs, an average of 5.8 nonexempt SSNs per document. These documents comprise 44% (832 of 1,911) of noncompliant SSNs and 17% (30 of 174) protections-waived SSNs.

Nineteen percent (118) of documents are associated with motions, and 12% (77) are associated with response-and-reply events. Together, these documents contain another 26% (552 of 2,085) of nonexempt SSNs, comprising 24% (459 of 1,911) of noncompliant SSNs. Documents associated with motions comprise nearly half (49%, 85 of 174) of protections-waived SSNs.

Table 32. Nonexempt SSNs in Documents in Bankruptcy Court Bankruptcy Cases, by Docket Event

	SSNs	Documents	Average SSNs per Document	Compliance Type	
				Noncompliant SSNs	Waived SSNs
<i>Employee Pay Advice/Income Records</i>	862 (41.3%)	149 (23.8%)	5.8	832 (96.5%)	30 (3.5%)
<i>Motions</i>	279 (13.4%)	118 (18.9%)	2.4	194 (69.5%)	85 (30.5%)
<i>Responses and Replies</i>	273 (13.1%)	77 (12.3%)	3.5	265 (97.1%)	8 (2.9%)
<i>Notices</i>	83 (4.0%)	65 (10.4%)	1.3	76 (91.6%)	7 (8.4%)
<i>Bankruptcy Petitions</i>	86 (4.1%)	43 (6.9%)	2.0	57 (66.3%)	29 (33.7%)
<i>Declarations</i>	63 (3.0%)	28 (4.5%)	2.3	63 (100%)	0 (0%)
<i>Witness and Exhibit Lists</i>	146 (7.0%)	27 (4.3%)	5.4	146 (100%)	0 (0%)
<i>Schedules</i>	28 (1.3%)	14 (2.2%)	2.0	28 (100%)	0 (0%)
<i>Complaints</i>	33 (1.6%)	11 (1.8%)	3.0	33 (100%)	0 (0%)
<i>Appeal/Transfer Documents</i>	4 (0.2%)	4 (0.6%)	1.0	4 (100%)	0 (0%)
<i>Orders on Motions</i>	3 (0.1%)	3 (0.5%)	1.0	3 (100%)	0 (0%)
<i>Adversary</i>	2 (0.1%)	1 (0.2%)	2.0	2 (100%)	0 (0%)
<i>Other Events</i>	223 (10.7%)	85 (13.6%)	2.6	208 (93.3%)	15 (6.7%)
Total	2,085 (100%)	625 (100%)	3.3	1,911 (91.7%)	174 (8.3%)

As seen in Table 33, 40% (841) of nonexempt SSNs are found in employment, payroll, and proof of income documents (21%, 131), comprising 43% (813 of 1,911) of noncompliant SSNs. These documents have an average of 6.4 nonexempt SSNs per document. Tax documents (20%, 123) contain another 28% (577) of nonexempt SSNs, comprising 25% (478 of 1,911) of noncompliant SSNs and 57% (99 of 174) of protections-waived SSNs.

Financial records, 21% (133) of documents, contain 12% (241) of nonexempt SSNs, and bankruptcy forms (17%, 105) include 7% (153) of nonexempt SSNs. Together, they comprise an additional 19% (361 of 1,911) of noncompliant SSNs.

Insurance and unemployment/disability records have the highest average number of nonexempt SSNs per document, 8.1, as 114 noncompliant SSNs (6%) appear in 14 (2%) documents.

Table 33. Nonexempt SSNs in Documents in Bankruptcy Court Cases, by Nature of Document

	SSNs	Documents	Average SSNs per Document	Compliance Type	
				Noncompliant SSNs	Waived SSNs
<i>Employment, Payroll, and Proof of Income Documents</i>	841 (40.3%)	131 (21.0%)	6.4	813 (96.7%)	28 (3.3%)
<i>Tax Documents</i>	577 (27.7%)	123 (19.7%)	4.7	478 (82.8%)	99 (17.2%)
<i>Financial Records</i>	241 (11.6%)	133 (21.3%)	1.8	225 (93.4%)	16 (6.6%)
<i>Bankruptcy Forms</i>	153 (7.3%)	105 (16.8%)	1.5	136 (88.9%)	17 (11.1%)
<i>Insurance and Unemployment/Disability Records</i>	114 (5.5%)	14 (2.2%)	8.1	114 (100%)	0 (0%)
<i>Court Documents</i>	106 (5.1%)	78 (12.5%)	1.4	97 (91.5%)	9 (8.5%)
<i>Official Records</i>	18 (0.9%)	15 (2.4%)	1.2	18 (100%)	0 (0%)
<i>Other Documents</i>	35 (1.7%)	26 (4.2%)	1.3	30 (85.7%)	5 (14.3%)
Total	2,085 (100%)	625 (100%)	3.3	1,911 (91.7%)	174 (8.3%)

Adversary Proceedings

The adversary proceedings sample consists of 81 documents with 370 (92%) noncompliant SSNs and 33 (8%) protections-waived SSNs. As seen in Table 34, 31% (25) of documents are associated with events related to witness and exhibit lists, which account for 38% (151) of nonexempt SSNs. These documents comprise 34% (127 of 370) of noncompliant SSNs and 73% (24 of 33) of protections-waived SSNs. Nineteen percent (15) of documents are associated with complaint docket events and 16% (13) are associated with docket events labeled “adversary,” accounting for 23% (85 of 370) of noncompliant SSNs.

Although there are only 8 (10%) documents in response-and-reply events, they contain 23% (94) of nonexempt SSNs, resulting in an average of 11.8 nonexempt SSNs per document. These documents comprise a quarter (92 of 370) of noncompliant SSNs.

Table 34. Nonexempt SSNs in Documents Bankruptcy Court Adversary Proceedings, by Docket Event

	SSNs	Documents	Average SSNs per Document	Compliance Type	
				Noncompliant SSNs	Waived SSNs
<i>Witness and Exhibit Lists</i>	151 (37.5%)	25 (30.9%)	6.0	127 (84.1%)	24 (15.9%)
<i>Complaints</i>	48 (11.9%)	15 (18.5%)	3.2	48 (100%)	0 (0%)
<i>Adversary</i>	37 (9.2%)	13 (16.0%)	2.8	37 (100%)	0 (0%)
<i>Responses and Replies</i>	94 (23.3%)	8 (9.9%)	11.8	92 (97.9%)	2 (2.1%)
<i>Motions</i>	21 (5.2%)	8 (9.9%)	2.6	17 (81.0%)	4 (19.0%)
<i>Appeal/Transfer Documents</i>	15 (3.7%)	6 (7.4%)	2.5	15 (100%)	0 (0%)
<i>Declarations</i>	2 (0.5%)	1 (1.2%)	2.0	2 (100%)	0 (0%)
<i>Other Events</i>	35 (8.7%)	5 (6.2%)	7.0	32 (91.4%)	3 (8.6%)
Total	403 (100%)	81 (100%)	5.0	370 (91.8%)	33 (8.2%)

As seen in Table 35, 43% percent (35) of documents are financial records and contain 48% (194) of nonexempt SSNs, comprising 52% (192 of 370) of noncompliant SSNs. Thirty percent (24) of documents are tax documents containing 34% (136) of nonexempt SSNs. Tax documents comprise 30% (112 of 370) of noncompliant SSNs and 73% (24 of 33) of protections-waived SSNs.

Table 35. Nonexempt SSNs in Documents in Bankruptcy Court Adversary Proceedings, by Nature of Document

	SSNs	Documents	Average SSNs per Document	Compliance Type	
				Noncompliant SSNs	Waived SSNs
<i>Financial Records</i>	194 (48.1%)	35 (43.2%)	5.5	192 (99.0%)	2 (1.0%)
<i>Tax Documents</i>	136 (33.7%)	24 (29.6%)	5.7	112 (82.4%)	24 (17.6%)
<i>Insurance and Unemployment/Disability Records</i>	35 (8.7%)	6 (7.4%)	5.8	35 (100%)	0 (0%)
<i>Court Documents</i>	24 (6.0%)	8 (9.9%)	3.0	24 (100%)	0 (0%)
<i>Official Records</i>	4 (1.0%)	2 (2.5%)	2.0	0 (0%)	4 (100%)
<i>Bankruptcy Forms</i>	2 (0.5%)	1 (1.2%)	2.0	2 (100%)	0 (0%)
<i>Employment, Payroll, and Proof of Income Documents</i>	1 (0.2%)	1 (1.2%)	1.0	1 (100%)	0 (0%)
<i>Other Documents</i>	7 (1.7%)	4 (4.9%)	1.8	4 (57.1%)	3 (42.9%)
Total	403 (100%)	81 (100%)	5.0	370 (91.8%)	33 (8.2%)

Proofs of Claim

The proofs of claim sample consists of 804 documents containing 1,743 (99%) noncompliant SSNs and 23 (1%) protections-waived SSNs. As all of these documents appear in the proof of claim register on the bankruptcy case docket, they are each associated with a proof of claim docket event.

As seen in Table 36, one-third (264 of 804) of documents are financial records and contain over half (54%, 946) of nonexempt SSNs, of which all but five are noncompliant. Loan documents are 36% (286) of all documents and include 26% (460) of nonexempt SSNs, of which all but four are noncompliant. Another 13% (101) of documents are bankruptcy forms containing 8% (141) of nonexempt SSNs, all noncompliant.

Sixty-five percent (15 of 23) of protections-waived SSNs appear in tax documents (6), financial records (5), and loans (4).

Table 36. Nonexempt SSNs in Documents in Bankruptcy Court Proofs of Claim, by Nature of Document

	SSNs	Documents	Average SSNs per Document	Compliance Type	
				Noncompliant SSNs	Waived SSNs
<i>Financial Records</i>	946 (53.6%)	264 (32.8%)	3.6	941 (99.5%)	5 (0.5%)
<i>Loans</i>	460 (26.0%)	286 (35.6%)	1.6	456 (99.1%)	4 (0.9%)
<i>Bankruptcy Forms</i>	141 (8.0%)	101 (12.6%)	1.4	141 (100%)	0 (0%)
<i>Insurance and Unemployment/Disability Records</i>	25 (1.4%)	15 (1.9%)	1.7	25 (100%)	0 (0%)
<i>Tax Documents</i>	25 (1.4%)	15 (1.9%)	1.7	19 (76.0%)	6 (24.0%)
<i>Court Documents</i>	7 (0.4%)	4 (0.5%)	1.8	7 (100%)	0 (0%)
<i>Employment</i>	6 (0.3%)	4 (0.5%)	1.5	4 (66.7%)	2 (33.3%)
<i>Releases</i>	1 (0.1%)	1 (0.1%)	1.0	1 (100%)	0 (0%)
<i>Official Records</i>	1 (0.1%)	1 (0.1%)	1.0	1 (100%)	0 (0%)
<i>Medical Records</i>	1 (0.1%)	1 (0.1%)	1.0	1 (100%)	0 (0%)
<i>Other Events</i>	153 (8.7%)	112 (13.9%)	1.4	147 (96.1%)	6 (3.9%)
Total	1,766 (100%)	804 (100%)	2.2	1,743 (98.7%)	23 (1.3%)

Courts of Appeals

The court of appeals sample includes 160 documents with 322 (65%) noncompliant SSNs and 170 (35%) protections-waived SSNs. It consists of civil, criminal, bankruptcy, and administrative agency appeals, original proceedings, and one miscellaneous proceeding.

As seen in Table 37, 55% (88) of documents containing 56% (274) of nonexempt SSNs are associated with docket events indicating the filing of a brief and its appendix. However, as described above (see Table 25, *supra*), only one of these documents is a brief and the rest are appendices.

Table 37. Nonexempt SSNs in Documents in Courts of Appeals, by Docket Event

	SSNs	Documents	Average SSNs per Document	Compliance Type	
				Noncompliant SSNs	Waived SSNs
<i>Brief and Appendix Filed</i>	274 (55.7%)	88 (55.0%)	3.1	144 (52.6%)	130 (47.4%)
<i>Appeal/Record on Appeal Docketed</i>	184 (37.4%)	50 (31.3%)	3.7	165 (89.7%)	19 (10.3%)
<i>Motions</i>	21 (4.3%)	13 (8.1%)	1.6	9 (42.9%)	12 (57.1%)
<i>Orders</i>	1 (0.2%)	1 (0.6%)	1.0	1 (100%)	0 (0%)
<i>Other Events</i>	12 (2.4%)	8 (5.0%)	1.5	3 (25.0%)	9 (75.0%)
Total	492 (100%)	160 (100%)	3.1	322 (65.4%)	170 (34.6%)

Civil Appeals

There are 100 documents with 257 (83%) noncompliant SSNs and 54 (17%) protections-waived SSNs in civil appeals. As seen in Table 38, 30% (93) of nonexempt SSNs appear in 14 (14%) employee, payroll, and proof of income documents, resulting in an average of 6.6 nonexempt SSNs per document. These documents comprise 34% (87 of 257) of noncompliant SSNs. Insurance and unemployment/disability records, 13% (13) of documents, include 20% (62) of nonexempt SSNs, comprising 23% (60 of 257) of noncompliant SSNs.

Tax documents (17%, 17) contain another 16% (49) of nonexempt SSNs and medical records (7%, 7) include 11% (34) of nonexempt SSNs, together comprising 26% (67 of 257) of noncompliant SSNs. Court documents have the highest percentage (52%) of protections-waived SSNs (11 of 21).

Table 38. Nonexempt SSNs in Documents in Civil Appeals, by Nature of Document

	SSNs	Documents	Average SSNs per Document	Compliance Type	
				Noncompliant SSNs	Waived SSNs
<i>Employment, Payroll, and Proof of Income Documents</i>	93 (29.9%)	14 (14.0%)	6.6	87 (93.5%)	6 (6.5%)
<i>Insurance and Unemployment/Disability Records</i>	62 (19.9%)	13 (13.0%)	4.8	60 (96.8%)	2 (3.2%)
<i>Tax Documents</i>	49 (15.8%)	17 (17.0%)	2.9	39 (79.6%)	10 (20.4%)
<i>Medical Records</i>	34 (10.9%)	7 (7.0%)	4.9	28 (82.4%)	6 (17.6%)
<i>Court Documents</i>	21 (6.8%)	15 (15.0%)	1.4	10 (47.6%)	11 (52.4%)
<i>Financial Records</i>	19 (6.1%)	15 (15.0%)	1.3	12 (63.2%)	7 (36.8%)
<i>Official Records</i>	12 (3.9%)	7 (7.0%)	1.7	4 (33.3%)	8 (66.7%)
<i>Other Documents</i>	21 (6.8%)	12 (12.0%)	1.8	17 (81.0%)	4 (19.0%)
Total	311 (100%)	100 (100%)	3.1	257 (82.6%)	54 (17.4%)

Criminal Appeals

There are 38 documents with 50 (94%) noncompliant SSNs and 3 (6%) protections-waived SSNs in criminal appeals. As seen in Table 39, 42% (16) of documents are court documents containing 38% (20) of nonexempt SSNs, all noncompliant. Five (13%) financial records contain 25% (13) of nonexempt SSNs, all noncompliant. Official records, 21% (8) of documents, contain 17% (9) of nonexempt SSNs, of which 78% (7) are noncompliant.

Table 39. Nonexempt SSNs in Documents in Criminal Appeals, by Nature of Document

	SSNs	Documents	Average SSNs per Document	Compliance Type	
				Noncompliant SSNs	Waived SSNs
<i>Court Documents</i>	20 (37.7%)	16 (42.1%)	1.3	20 (100%)	0 (0%)
<i>Financial Records</i>	13 (24.5%)	5 (13.2%)	2.6	13 (100%)	0 (0%)
<i>Official Records</i>	9 (17.0%)	8 (21.1%)	1.1	7 (77.8%)	2 (22.2%)
<i>Tax Documents</i>	4 (7.5%)	4 (10.5%)	1.0	4 (100%)	0 (0%)
<i>Employment, Payroll, and Proof of Income Documents</i>	2 (3.8%)	1 (2.6%)	2.0	2 (100%)	0 (0%)
<i>Medical Records</i>	1 (1.9%)	1 (2.6%)	1.0	1 (100%)	0 (0%)
<i>Insurance and Unemployment/Disability Records</i>	1 (1.9%)	1 (2.6%)	1.0	0 (0%)	1 (100%)
<i>Other Documents</i>	3 (5.7%)	2 (5.3%)	1.5	3 (100%)	0 (0%)
Total	53 (100%)	38 (100%)	1.4	50 (94.3%)	3 (5.7%)

All Other Appeals

As seen in Table 40, the remainder of documents in the courts of appeals with nonexempt SSNs are in administrative agency appeals (4), bankruptcy appeals (12), original proceedings (5), and one miscellaneous proceeding. The nonexempt SSNs (128) in these documents are overwhelmingly protections-waived SSNs (88%, 113).

Nearly all (98%, 61) SSNs in administrative agency appeals appear in tax documents (3, 75%). As noted in Part I, five of the six administrative agency cases in the sample are appeals of decisions by the Internal Revenue Service. One SSN appears in an employment, payroll, and proof of income document. All (62) SSNs in administrative agency documents are protections-waived SSNs.

Three-quarters (9 of 12) of documents in bankruptcy appeals appear in official records and contain 79% (45) of nonexempt SSNs, on which 84% (37) have protections waived. Two (17%) tax documents contain another 11 (19%) nonexempt SSNs, all having protections waived. One noncompliant SSN appears in an insurance and unemployment disability record.

Original proceedings contain six nonexempt SSNs in three (60%) court documents, one (20%) official record, and one (20%) tax document. Half of the SSNs are noncompliant.

The one document containing three noncompliant SSNs in a miscellaneous proceeding is an insurance and unemployment disability record.

Table 40. Nonexempt SSNs in Documents in All Other Appeals, by Nature of Document

	SSNs	Documents	Average SSNs per Document	Compliance Type	
				Noncompliant SSNs	Waived SSNs
Administrative Agency Total	62	4	15.5	0 (0%)	62 (100%)
<i>Tax Documents</i>	61 (98.4%)	3 (75.0%)	20.3	0 (0%)	61 (100%)
<i>Employment, Payroll, and Proof of Income Documents</i>	1 (1.6%)	1 (25.0%)	1.0	0 (0%)	1 (100%)
Bankruptcy Total	57	12	4.8	9 (15.8%)	48 (84.2%)
<i>Official Records</i>	45 (78.9%)	9 (75.0%)	5.0	8 (17.8%)	37 (82.2%)
<i>Tax Documents</i>	11 (19.3%)	2 (16.7%)	5.5	0 (0%)	11 (100%)
<i>Insurance and Unemployment/Disability Records</i>	1 (1.8%)	1 (8.3%)	1.0	1 (100%)	0 (0%)
Original Proceedings Total	6	5	1.2	3 (50.0%)	3 (50.0%)
<i>Court Documents</i>	3 (50.0%)	3 (60.0%)	1.0	1 (33.3%)	2 (66.7%)
<i>Official Records</i>	2 (33.3%)	1 (20.0%)	2.0	2 (100%)	0 (0%)
<i>Tax Documents</i>	1 (16.7%)	1 (20.0%)	1.0	0 (0%)	1 (100%)
Miscellaneous Proceedings Total	3	1	3.0	3 (100%)	0 (0%)
<i>Insurance and Unemployment/Disability Records</i>	3 (100%)	1 (100%)	3.0	3 (100%)	0 (0%)
Total	128	22	5.8	15 (11.7%)	113 (88.3%)

For additional detail regarding the precise percentage of noncompliant and waived SSNs within each document *and* docket event type by court type, see Tables A17–A26 in Appendix III.

Additional analysis on the documents containing unredacted SSNs and their role in the case, some of which was presented above, is ongoing and will be included in the final project report.

Appendix I: Additional Tables on Case Type and Pro Se Party

The following tables are variations of tables presented in Part I. Tables A1–A5 exclude the outlier civil rights case, while Tables A6–A7 include the outlier civil rights case. Table A9 excludes the outlier adversary proceeding.

**Table A1. Unredacted SSNs and Cases by Compliance Type,
Excluding Outlier Civil Rights Case**

	SSNs	Cases*	Average SSNs per Case
<i>Noncompliant with privacy rules</i>	8,282 (57.5%)	1,580 (55.1%)	5.2
<i>Exempt from redaction requirement</i>	4,899 (34.0%)	938 (32.7%)	5.2
<i>Privacy protections waived</i>	1,230 (8.5%)	348 (12.1%)	3.5
Total	14,411	2,803	5.1

* 63 cases contain multiple SSNs with different exemption statuses.

**Table A2. Unredacted SSNs and Cases by Court and Case Type,
Excluding Outlier Civil Rights Case**

	SSNs	Cases	Average SSNs per Case
<i>District Court Civil</i>	7,832 (54.3%)	1,364 (48.7%)	5.7
<i>Bankruptcy Court Cases</i>	2,981 (20.7%)	836 (29.8%)	3.6
<i>District Court Criminal</i>	888 (6.2%)	276 (9.8%)	3.2
<i>Appeals</i>	841 (5.8%)	192 (6.8%)	4.4
<i>District Court Miscellaneous</i>	1,017 (7.1%)	79 (2.8%)	12.9
<i>Bankruptcy Court Adversary Proceedings</i>	852 (5.9%)	56 (2.0%)	15.2
Total	14,411	2,803	5.1

**Table A3. Unredacted SSNs and Cases with Pro Se Party Case Status*,
Excluding Outlier Civil Rights Case**

	No Pro Se Party	At Least One Pro Se Party
<i>Cases containing unredacted SSNs</i>	1,685 (60.1%)	1,038 (37.0%)
<i>Number of unredacted SSNs identified</i>	9,133 (63.4%)	4,259 (29.6%)

* The pro se status of parties is unknown for the 79 miscellaneous district court cases containing 1,017 unredacted SSNs and the one miscellaneous bankruptcy court case containing two unredacted SSNs.

Table A4. Unredacted SSNs by Compliance Type with Pro Se Party Case Status*, Excluding Outlier Civil Rights Case

	No Pro Se Party	At Least One Pro Se Party
<i>SSNs exempt from redaction requirement</i>	2,437 (26.7%)	2,282 (53.6%)
<i>SSNs noncompliant with privacy rules</i>	6,637 (72.7%)	833 (19.6%)
<i>SSNs with privacy protections waived</i>	59 (0.6%)	1,144 (26.9%)
Total	9,133 (100%)	4,259 (100%)

* The pro se status of parties is unknown for the 79 miscellaneous district court cases containing 1,017 unredacted SSNs and the one miscellaneous bankruptcy court case containing two unredacted SSNs.

Table A5. Unredacted Civil SSNs by Origin with Compliance Type, Excluding Outlier Civil Rights Case

	Exempt	Noncompliant	Waived	Total
<i>Original Proceeding</i>	2,306 (41.0%)	2,613 (46.4%)	707 (12.6%)	5,626 (71.8%)
<i>Reinstated/Reopened</i>	74 (6.2%)	1,087 (91.0%)	33 (2.8%)	1,194 (15.2%)
<i>Removal from State Court</i>	152 (18.9%)	604 (75.1%)	48 (6.0%)	804 (10.3%)
<i>Transferred</i>	87 (51.5%)	66 (39.1%)	16 (9.5%)	169 (2.2%)
<i>Multi District Litigation (Originating in District)</i>	0 (0%)	23 (100%)	0 (0%)	23 (0.3%)
<i>Remanded For Further Action (Removal from Court of Appeals)</i>	5 (33.3%)	10 (66.7%)	0 (0%)	15 (0.2%)
<i>Multi District Litigation (Transferred into District)</i>	0 (0%)	1 (100%)	0 (0%)	1 (0.0%)
Total	2,624 33.5%	4,404 56.2%	804 10.3%	7,832 100%

Table A6. Unredacted Civil SSNs for Cases in Nature of Suit Categories, with Compliance Type, Including Outlier Civil Rights Case

	Exempt	Noncompliant	Waived	Total
<i>Civil Rights</i>	174 (2.3%)	7,042 (94.5%)	237 (3.2%)	7,453 (53.1%)
<i>Habeas Corpus</i> <i>Prisoner Petitions</i>	1,466 (74.0%)	294 (14.8%)	221 (11.2%)	1,981 (14.1%)
<i>Personal Injury</i> <i>Torts</i>	116 (6.4%)	1,660 (92.2%)	25 (1.4%)	1,801 (12.8%)
<i>Other Statutes</i>	334 (37.1%)	418 (46.4%)	148 (16.4%)	900 (6.4%)
<i>Contract</i>	35 (6.0%)	505 (87.2%)	39 (6.7%)	579 (4.1%)
<i>Labor</i>	9 (2.6%)	315 (92.6%)	16 (4.7%)	340 (2.4%)
<i>Social Security</i>	331 (100%)	0 (0%)	0 (0%)	331 (2.4%)
<i>Bankruptcy</i>	15 (7.2%)	167 (80.3%)	26 (12.5%)	208 (1.5%)
<i>Forfeiture/Penalty</i>	113 (80.1%)	27 (19.1%)	1 (0.7%)	141 (1.0%)
<i>Federal Tax Suits</i>	1 (0.8%)	91 (70.5%)	37 (28.7%)	129 (0.9%)
<i>Personal Property</i> <i>Torts</i>	21 (34.4%)	3 (4.9%)	37 (60.7%)	61 (0.4%)
<i>Intellectual</i> <i>Property Rights</i>	0 (0%)	56 (100%)	0 (0%)	56 (0.4%)
<i>Real Property</i>	9 (18.0%)	24 (48.0%)	17 (34.0%)	50 (0.4%)
Total	2,624 (18.7%)	10,602 (75.6%)	804 (5.7%)	14,030 (100%)

Table A7. Unredacted Civil SSNs for Cases in Nature of Suit Codes, with Compliance Type, Including Outlier Civil Rights Case

	SSNs (% of Unredacted Civil SSNs)	Cases (% of Civil Cases with Unredacted SSNs)	Average SSNs per Case	Compliance Type		
				Exempt SSNs	Noncompliant SSNs	Waived SSNs
<i>Americans with Disabilities Act – Employment (445)</i>	6,256 (44.6%)	22 (1.6%)	284.4	1 (0%)	6,252 (99.9%)	3 (0%)
<i>Prisoner Petitions – Habeas Corpus (530)</i>	1,115 (7.9%)	213 (15.6%)	5.2	1,080 (96.9%)	35 (3.1%)	0 (0%)
<i>Medical Malpractice (362)</i>	935 (6.7%)	14 (1.0%)	66.8	6 (0.6%)	929 (99.4%)	0 (0%)
<i>Other Civil Rights (440)</i>	788 (5.6%)	224 (16.4%)	3.5	148 (18.8%)	443 (56.2%)	197 (25.0%)
<i>Other Personal Injury (360)</i>	394 (2.8%)	84 (6.2%)	4.7	78 (19.8%)	301 (76.4%)	15 (3.8%)
<i>Civil Rights Employment (442)</i>	381 (2.7%)	85 (6.2%)	4.5	16 (4.2%)	334 (87.7%)	31 (8.1%)
<i>Insurance (110)</i>	371 (2.6%)	69 (5.1%)	5.4	24 (6.5%)	342 (92.2%)	5 (1.3%)
<i>APA Review/Appeal (899)</i>	363 (2.6%)	16 (1.2%)	22.7	295 (81.3%)	48 (13.2%)	20 (5.5%)
<i>Social Security – SSID Title XVI (864)</i>	329 (2.3%)	3 (0.2%)	109.7	329 (100%)	0 (0%)	0 (0%)
<i>Prisoner – Civil Rights (U.S. defendant) (550)</i>	321 (2.3%)	111 (8.1%)	2.9	73 (22.7%)	84 (26.2%)	164 (51.1%)
<i>Habeas Corpus – Death Penalty (535)</i>	296 (2.1%)	11 (0.8%)	26.9	291 (98.3%)	5 (1.7%)	0 (0%)
<i>Other Statutory Actions (890)</i>	240 (1.7%)	45 (3.3%)	5.3	28 (11.7%)	159 (66.3%)	53 (22.1%)
<i>Prisoner – Prison Condition (U.S. defendant) (555)</i>	210 (1.5%)	50 (3.7%)	4.2	19 (9.0%)	145 (69.0%)	46 (21.9%)
<i>Bankruptcy Appeals Rule 28 USC 158 (422)</i>	206 (1.5%)	39 (2.9%)	5.3	15 (7.3%)	165 (80.1%)	26 (12.6%)
<i>Consumer Credit (480)</i>	205 (1.5%)	24 (1.8%)	8.5	0 (0%)	159 (77.6%)	46 (22.4%)
<i>Motor Vehicle Personal Injury (350)</i>	186 (1.3%)	56 (4.1%)	3.3	10 (5.4%)	176 (94.6%)	0 (0%)
<i>Other Contract Actions (190)</i>	175 (1.2%)	44 (3.2%)	4.0	8 (4.6%)	136 (77.7%)	31 (17.7%)
<i>Employee Retirement Income Security Act (ERISA) (791)</i>	165 (1.2%)	21 (1.5%)	7.9	5 (3.0%)	159 (96.4%)	1 (0.6%)

	SSNs (% of Unredacted Civil SSNs)	Cases (% of Civil Cases with Unredacted SSNs)	Average SSNs per Case	Compliance Type		
				Exempt SSNs	Noncompliant SSNs	Waived SSNs
<i>Health Care / Pharma (367)</i>	153 (1.1%)	3 (0.2%)	51.0	0 (0%)	152 (99.3%)	1 (0.7%)
<i>Drug Related Seizure of Property (625)</i>	133 (0.9%)	4 (0.3%)	33.3	113 (85.0%)	20 (15.0%)	0 (0%)
<i>Tax Suits (870)</i>	128 (0.9%)	16 (1.2%)	8.0	0 (0%)	91 (71.1%)	37 (28.9%)
<i>Fair Labor Standards Act (710)</i>	119 (0.8%)	28 (2.1%)	4.3	3 (2.5%)	103 (86.6%)	13 (10.9%)
<i>Other Labor Litigation (790)</i>	55 (0.4%)	10 (0.7%)	5.5	1 (1.8%)	52 (94.5%)	2 (3.6%)
<i>Asbestos Personal Injury – Product Liability (368)</i>	52 (0.4%)	10 (0.7%)	5.2	17 (32.7%)	35 (67.3%)	0 (0%)
<i>Other Fraud (370)</i>	50 (0.4%)	12 (0.9%)	4.2	14 (28.0%)	3 (6.0%)	33 (66.0%)
<i>Personal Injury – Product Liability (365)</i>	45 (0.3%)	15 (1.1%)	3.0	4 (8.9%)	41 (91.1%)	0 (0%)
<i>Prisoner Petitions – Mandamus and Other (540)</i>	31 (0.2%)	9 (0.7%)	3.4	2 (6.5%)	22 (71.0%)	7 (22.6%)
<i>Other Real Property Actions (290)</i>	27 (0.2%)	10 (0.7%)	2.7	7 (25.9%)	9 (33.3%)	11 (40.7%)
<i>Copyright (820)</i>	27 (0.2%)	3 (0.2%)	9.0	0 (0%)	27 (100%)	0 (0%)
<i>Trademark (840)</i>	26 (0.2%)	3 (0.2%)	8.7	0 (0%)	26 (100%)	0 (0%)
<i>Constitutionality of State Statutes (950)</i>	24 (0.2%)	7 (0.5%)	3.4	7 (29.2%)	11 (45.8%)	6 (25.0%)
<i>Marine Personal Injury (340)</i>	22 (0.2%)	11 (0.8%)	2.0	0 (0%)	22 (100%)	0 (0%)
<i>Arbitration (896)</i>	22 (0.2%)	3 (0.2%)	7.3	0 (0%)	6 (27.3%)	16 (72.7%)
<i>Freedom of Information Act of 1974 (895)</i>	18 (0.1%)	7 (0.5%)	2.6	0 (0%)	12 (66.7%)	6 (33.3%)
<i>False Claims Act (375)</i>	16 (0.1%)	4 (0.3%)	4.0	2 (12.5%)	13 (81.3%)	1 (6.3%)
<i>Foreclosure (220)</i>	15 (0.1%)	8 (0.6%)	1.9	0 (0%)	12 (80.0%)	3 (20.0%)
<i>Negotiable Instruments (140)</i>	11 (0.1%)	6 (0.4%)	1.8	0 (0%)	11 (100%)	0 (0%)
<i>Americans with Disabilities Act – Other (446)</i>	11 (0.1%)	5 (0.4%)	2.2	6 (54.5%)	5 (45.5%)	0 (0%)

	SSNs (% of Unredacted Civil SSNs)	Cases (% of Civil Cases with Unredacted SSNs)	Average SSNs per Case	Compliance Type		
				Exempt SSNs	Noncompliant SSNs	Waived SSNs
<i>Stockholders' Suits (160)</i>	11 (0.1%)	4 (0.3%)	2.8	3 (27.3%)	8 (72.7%)	0 (0%)
<i>Assault, Libel, and Slander (320)</i>	11 (0.1%)	4 (0.3%)	2.8	1 (9.1%)	1 (9.1%)	9 (81.8%)
<i>Education (448)</i>	9 (0.1%)	4 (0.3%)	2.3	3 (33.3%)	6 (66.7%)	0 (0%)
<i>Other Forfeiture and Penalty Suits (690)</i>	8 (0.1%)	7 (0.5%)	1.1	0 (0%)	7 (87.5%)	1 (12.5%)
<i>Prisoner Petitions – Vacate Sentence (510)</i>	8 (0.1%)	6 (0.4%)	1.3	1 (12.5%)	3 (37.5%)	4 (50.0%)
<i>Civil Rights Accommodations (443)</i>	8 (0.1%)	4 (0.3%)	2.0	0 (0%)	2 (25.0%)	6 (75.0%)
<i>Other Personal Property Damage (380)</i>	8 (0.1%)	2 (0.1%)	4.0	7 (87.5%)	0 (0%)	1 (12.5%)
<i>Commerce (450)</i>	7 (0%)	1 (0.1%)	7.0	0 (0%)	7 (100%)	0 (0%)
<i>Rent, Lease, Ejectment (230)</i>	5 (0%)	2 (0.1%)	2.5	0 (0%)	2 (40.0%)	3 (60.0%)
<i>Recovery of Defaulted Student Loans (152)</i>	4 (0%)	4 (0.3%)	1.0	0 (0%)	4 (100%)	0 (0%)
<i>Miller Act (130)</i>	3 (0%)	2 (0.1%)	1.5	0 (0%)	2 (66.7%)	1 (33.3%)
<i>Federal Employers' Liability (330)</i>	3 (0%)	2 (0.1%)	1.5	0 (0%)	3 (100%)	0 (0%)
<i>Truth in Lending (371)</i>	3 (0%)	2 (0.1%)	1.5	0 (0%)	0 (0%)	3 (100%)
<i>Patent (830)</i>	3 (0%)	1 (0.1%)	3.0	0 (0%)	3 (100%)	0 (0%)
<i>Franchise (196)</i>	2 (0%)	2 (0.1%)	1.0	0 (0%)	2 (100%)	0 (0%)
<i>Real Property Product Liability (245)</i>	2 (0%)	1 (0.1%)	2.0	2 (100%)	0 (0%)	0 (0%)
<i>Bankruptcy Withdrawal 28 U.S.C § 157 (423)</i>	2 (0%)	1 (0.1%)	2.0	0 (0%)	2 (100%)	0 (0%)
<i>Environmental Matters (893)</i>	2 (0%)	1 (0.1%)	2.0	2 (100%)	0 (0%)	0 (0%)
<i>Overpayments & Enforcement of Judgments (150)</i>	1 (0.0%)	1 (0.1%)	1.0	0 (0%)	0 (0%)	1 (100%)

Supplemental Analysis of Unredacted Social Security Numbers in Federal Court PACER Documents

	SSNs (% of Unredacted Civil SSNs)	Cases (% of Civil Cases with Unredacted SSNs)	Average SSNs per Case	Compliance Type		
				Exempt SSNs	Noncompliant SSNs	Waived SSNs
<i>Recovery of Overpayments of Vet Benefits (153)</i>	1 (0.0%)	1 (0.1%)	1.0	0 (0%)	0 (0%)	1 (100%)
<i>Torts to Land (240)</i>	1 (0.0%)	1 (0.1%)	1.0	0 (0%)	1 (100%)	0 (0%)
<i>Qui Tam False Claims Act (376)</i>	1 (0.0%)	1 (0.1%)	1.0	0 (0%)	1 (100%)	0 (0%)
<i>Civil (RICO) (470)</i>	1 (0.0%)	1 (0.1%)	1.0	0 (0%)	1 (100%)	0 (0%)
<i>Telephone Consumer Protection Act (485)</i>	1 (0.0%)	1 (0.1%)	1.0	0 (0%)	1 (100%)	0 (0%)
<i>FMLA (751)</i>	1 (0.0%)	1 (0.1%)	1.0	0 (0%)	1 (100%)	0 (0%)
<i>Social Security – DIWC/DIWW (405(g)) (863)</i>	1 (0.0%)	1 (0.1%)	1.0	1 (100%)	0 (0%)	0 (0%)
<i>Social Security – RSI (405(g)) (865)</i>	1 (0.0%)	1 (0.1%)	1.0	1 (100%)	0 (0%)	0 (0%)
<i>IRS 3rd Party Suits 26 USC 7609 (U.S. plaintiff) (871)</i>	1 (0.0%)	1 (0.1%)	1.0	1 (100%)	0 (0%)	0 (0%)
Total	14,030 (100%)	1,365 (100%)	10.3	2,624 (18.7%)	10,602 (75.6%)	804 (5.7%)

Table A8. Unredacted Criminal SSNs for Cases in Nature of Offense Codes, with Compliance Type

	SSNs (% of Unredacted Criminal SSNs)	Cases (% of Criminal Cases with Unredacted SSNs)	Average SSNs per Case	Compliance Type		
				Exempt SSNs	Noncompliant SSNs	Waived SSNs
<i>Sexual Abuse of Children (6110)</i>	190 (21.4%)	6 (2.2%)	31.7	186 (97.9%)	4 (2.1%)	0 (0%)
<i>Controlled Substance – Sell, Distribute, or Dispense (6801)</i>	136 (15.3%)	69 (25.0%)	2.0	58 (42.6%)	71 (52.2%)	7 (5.1%)
<i>False Claims and Services, Government (8200)</i>	71 (8.0%)	2 (0.7%)	35.5	0 (0%)	71 (100%)	0 (0%)
<i>Firearms, Unlawful Possession (7820)</i>	61 (6.9%)	26 (9.4%)	2.3	47 (77.0%)	13 (21.3%)	1 (1.6%)
<i>Monetary Laundering (7477)</i>	55 (6.2%)	7 (2.5%)	7.9	1 (1.8%)	50 (90.9%)	4 (7.3%)
<i>Fraud, Conspiracy to Defraud, Other (4992)</i>	49 (5.5%)	9 (3.3%)	5.4	0 (0%)	49 (100%)	0 (0%)
<i>Postal, Interstate Wire, Radio, etc. (4700)</i>	39 (4.4%)	15 (5.4%)	2.6	7 (17.9%)	31 (79.5%)	1 (2.6%)
<i>Furtherance of Violence (7831)</i>	31 (3.5%)	19 (6.9%)	1.6	22 (71.0%)	9 (29.0%)	0 (0%)
<i>Narcotics – Sell, Distribute, or Dispense (6701)</i>	30 (3.4%)	10 (3.6%)	3.0	24 (80.0%)	6 (20.0%)	0 (0%)
<i>Transportation of Stolen Property (3600)</i>	17 (1.9%)	2 (0.7%)	8.5	0 (0%)	17 (100%)	0 (0%)
<i>Kidnapping (18:13) (7610)</i>	15 (1.7%)	1 (0.4%)	15.0	0 (0%)	15 (100%)	0 (0%)
<i>Credit Card Fraud (4995)</i>	14 (1.6%)	7 (2.5%)	2.0	8 (57.1%)	6 (42.9%)	0 (0%)
<i>Income Tax, Evade or Defeat (4510)</i>	12 (1.4%)	2 (0.7%)	6.0	0 (0%)	12 (100%)	0 (0%)
<i>Robbery, Bank (1100)</i>	11 (1.2%)	3 (1.1%)	3.7	0 (0%)	11 (100%)	0 (0%)
<i>Sexually Explicit Material (5900)</i>	11 (1.2%)	7 (2.5%)	1.6	3 (27.3%)	7 (63.6%)	1 (9.1%)
<i>Escape, Aiding or Harboring (7320)</i>	10 (1.1%)	1 (0.4%)	10.0	0 (0%)	10 (100%)	0 (0%)

	SSNs (% of Unredacted Criminal SSNs)	Cases (% of Criminal Cases with Unredacted SSNs)	Average SSNs per Case	Compliance Type		
				Exempt SSNs	Noncompliant SSNs	Waived SSNs
<i>Counterfeiting (5800)</i>	8 (0.9%)	3 (1.1%)	2.7	0 (0%)	8 (100%)	0 (0%)
<i>Firearms (7830)</i>	8 (0.9%)	4 (1.4%)	2.0	8 (100%)	0 (0%)	0 (0%)
<i>Carjacking (1800)</i>	7 (0.8%)	4 (1.4%)	1.8	5 (71.4%)	2 (28.6%)	0 (0%)
<i>Health Care Fraud (4998)</i>	7 (0.8%)	5 (1.8%)	1.4	0 (0%)	6 (85.7%)	1 (14.3%)
<i>Transportation for Illegal Sexual Activity (6301)</i>	7 (0.8%)	4 (1.4%)	1.8	0 (0%)	7 (100%)	0 (0%)
<i>Improper Entry by Alien (8710)</i>	7 (0.8%)	1 (0.4%)	7.0	0 (0%)	7 (100%)	0 (0%)
<i>Immigration Laws, Illegal Re-Entry (8720)</i>	7 (0.8%)	4 (1.4%)	1.8	6 (85.7%)	1 (14.3%)	0 (0%)
<i>Theft of U.S. Property (3400)</i>	6 (0.7%)	4 (1.4%)	1.5	1 (16.7%)	2 (33.3%)	3 (50.0%)
<i>Income Tax, Failure to File (4530)</i>	6 (0.7%)	2 (0.7%)	3.0	0 (0%)	6 (100%)	0 (0%)
<i>Immigration Laws, Other (8730)</i>	6 (0.7%)	6 (2.2%)	1.0	1 (16.7%)	5 (83.3%)	0 (0%)
<i>Racketeering, Violent Crime (1700)</i>	5 (0.6%)	5 (1.8%)	1.0	0 (0%)	5 (100%)	0 (0%)
<i>Escape (7310)</i>	5 (0.6%)	3 (1.1%)	1.7	2 (40.0%)	3 (60.0%)	0 (0%)
<i>Kidnapping (18 U.S.C. §§ 1201,1202) (7600)</i>	5 (0.6%)	1 (0.4%)	5.0	5 (100%)	0 (0%)	0 (0%)
<i>Marijuana – Sell, Distribute, or Dispense (6501)</i>	4 (0.5%)	4 (1.4%)	1.0	1 (25.0%)	3 (75.0%)	0 (0%)
<i>Controlled Substance – Importation/Exportation (6802)</i>	4 (0.5%)	3 (1.1%)	1.3	1 (25.0%)	3 (75.0%)	0 (0%)
<i>Wire, Radio, or Television Fraud (8600)</i>	4 (0.5%)	4 (1.4%)	1.0	3 (75.0%)	1 (25.0%)	0 (0%)
<i>Federal Statutes – Money and Finance (9907)</i>	4 (0.5%)	1 (0.4%)	4.0	0 (0%)	4 (100%)	0 (0%)

	SSNs (% of Unredacted Criminal SSNs)	Cases (% of Criminal Cases with Unredacted SSNs)	Average SSNs per Case	Compliance Type		
				Exempt SSNs	Noncompliant SSNs	Waived SSNs
<i>Intimidation of Witnesses, Jurors, etc. (9992)</i>	4 (0.5%)	2 (0.7%)	2.0	0 (0%)	1 (25.0%)	3 (75.0%)
<i>Explosives (Except on Vessels) (9994)</i>	3 (0.3%)	3 (1.1%)	1.0	1 (33.3%)	2 (66.7%)	0 (0%)
<i>Aggravated or Felonious (1500)</i>	2 (0.2%)	1 (0.4%)	2.0	0 (0%)	2 (100%)	0 (0%)
<i>Bank Fraud (4601)</i>	2 (0.2%)	2 (0.7%)	1.0	1 (50.0%)	1 (50.0%)	0 (0%)
<i>Passport Fraud (4980)</i>	2 (0.2%)	1 (0.4%)	2.0	0 (0%)	2 (100%)	0 (0%)
<i>Marijuana – Importation/Exportation (6502)</i>	2 (0.2%)	2 (0.7%)	1.0	0 (0%)	2 (100%)	0 (0%)
<i>Racketeering (7480)</i>	2 (0.2%)	2 (0.7%)	1.0	0 (0%)	2 (100%)	0 (0%)
<i>Identification Documents and Information Fraud (8201)</i>	2 (0.2%)	2 (0.7%)	1.0	2 (100%)	0 (0%)	0 (0%)
<i>National Park/Recreation Violations (9150)</i>	2 (0.2%)	2 (0.7%)	1.0	2 (100%)	0 (0%)	0 (0%)
<i>Murder, Second Degree (0200)</i>	1 (0.1%)	1 (0.4%)	1.0	1 (100%)	0 (0%)	0 (0%)
<i>Manslaughter (0300)</i>	1 (0.1%)	1 (0.4%)	1.0	1 (100%)	0 (0%)	0 (0%)
<i>Larceny & Theft, Bank (3100)</i>	1 (0.1%)	1 (0.4%)	1.0	0 (0%)	1 (100%)	0 (0%)
<i>Larceny & Theft, Postal (3200)</i>	1 (0.1%)	1 (0.4%)	1.0	0 (0%)	1 (100%)	0 (0%)
<i>Sexual Abuse of Adult (6100)</i>	1 (0.1%)	1 (0.4%)	1.0	0 (0%)	1 (100%)	0 (0%)
<i>Narcotics – Importation/Exportation (6702)</i>	1 (0.1%)	1 (0.4%)	1.0	0 (0%)	0 (0%)	1 (100%)
<i>Continuing Criminal Enterprise (6800)</i>	1 (0.1%)	1 (0.4%)	1.0	1 (100%)	0 (0%)	0 (0%)
<i>Controlled Substance – Manufacture (6803)</i>	1 (0.1%)	1 (0.4%)	1.0	0 (0%)	1 (100%)	0 (0%)

	SSNs (% of Unredacted Criminal SSNs)	Cases (% of Criminal Cases with Unredacted SSNs)	Average SSNs per Case	Compliance Type		
				Exempt SSNs	Noncompliant SSNs	Waived SSNs
<i>Bribery (7100)</i>	1 (0.1%)	1 (0.4%)	1.0	1 (100%)	0 (0%)	0 (0%)
<i>Firearms & Weapons (7800)</i>	1 (0.1%)	1 (0.4%)	1.0	1 (100%)	0 (0%)	0 (0%)
<i>Malicious Destruction of Property (7940)</i>	1 (0.1%)	1 (0.4%)	1.0	0 (0%)	1 (100%)	0 (0%)
<i>Mail Fraud (8500)</i>	1 (0.1%)	1 (0.4%)	1.0	0 (0%)	1 (100%)	0 (0%)
<i>Customs Laws (Except Narcotics & Liquor) (9931)</i>	1 (0.1%)	1 (0.4%)	1.0	1 (100%)	0 (0%)	0 (0%)
<i>Terrorist Activity (9957)</i>	1 (0.1%)	1 (0.4%)	1.0	0 (0%)	1 (100%)	0 (0%)
<i>Postal, Other (9989)</i>	1 (0.1%)	1 (0.4%)	1.0	0 (0%)	1 (100%)	0 (0%)
Total	888 (100%)	276 (100%)	3.2	401 (45.2%)	465 (52.4%)	22 (2.5%)

Table A9. Unredacted SSNs and Adversary Proceedings by Nature of Suit and Compliance Type, Excluding the Adversary Proceedings Outlier

	SSNs (% of Unredacted SSNs)	Adversary Proceedings (% of APs with Unredacted SSNs)	Average SSNs per Adversary Proceeding	Compliance Type		
				Exempt SSNs	Noncompliant SSNs	Waived SSNs
<i>Dischargeability</i>	121 (29.2%)	20 (36.4%)	6.1	6 (5.0%)	110 (90.9%)	5 (4.1%)
<i>Recovery Money/Property</i>	114 (27.5%)	11 (20.0%)	10.4	0 (0%)	114 (100%)	0 (0%)
<i>Objection/Revocation of Discharge</i>	102 (24.6%)	8 (14.5%)	12.8	4 (3.9%)	94 (92.2%)	4 (3.9%)
<i>Other Actions that Would Have Been Brought in a State Court</i>	11 (2.7%)	5 (9.1%)	2.2	0 (0%)	11 (100%)	0 (0%)
<i>Injunctive Relief</i>	19 (4.6%)	5 (9.1%)	3.8	1 (5.3%)	18 (94.7%)	0 (0%)
<i>Declaratory Judgment</i>	46 (11.1%)	4 (7.3%)	11.5	0 (0%)	22 (47.8%)	24 (52.2%)
<i>Determination or Remand of Removed Claim or Cause</i>	2 (0.5%)	2 (3.6%)	1.0	1 (50.0%)	1 (50.0%)	0 (0%)
Total	415 (100%)	55 (100%)	7.5	12 (2.9%)	370 (89.2%)	33 (8.0%)

Appendix II: Additional Tables on Document and Docket Event Type

The following tables are variations of tables presented in Part II. Table A10 excludes the outlier civil rights case, while Tables A11–A12 exclude the outlier civil rights case and miscellaneous case. Tables A13–A14 include the outlier civil rights case, and Tables A15–16 include the outlier miscellaneous case.

Table A10. Nonexempt SSNs in Documents by Compliance Type, Excluding Outlier Civil Rights Case

	SSNs	Documents*	Average SSNs per Document
<i>Noncompliant with privacy rules</i>	10,025 (88.9%)	2,850 (87.2%)	3.5
<i>Privacy protections waived</i>	1,253 (11.1%)	425 (13.0%)	2.9
Total	11,278	3,267	3.5

* 8 documents contain multiple SSNs with different compliance types.

**Table A11. Nonexempt SSNs in Documents by Court and Case Type,
Excluding Outlier Civil Rights Case and Miscellaneous Case**

	SSNs	Documents	Average SSNs per Document	Compliance Type	
				Noncompliant SSNs	Waived SSNs
<i>District Court Civil</i>	5,208 (49.4%)	1,338 (41.0%)	3.9	4,404 (84.6%)	804 (15.4%)
<i>Bankruptcy Court Proofs of Claim</i>	1,766 (16.7%)	804 (24.6%)	2.2	1,743 (98.7%)	23 (1.3%)
<i>Bankruptcy Court Cases</i>	2,085 (19.8%)	625 (19.1%)	3.3	1,911 (91.7%)	174 (8.3%)
<i>District Court Criminal</i>	487 (4.6%)	217 (6.6%)	2.2	465 (95.5%)	22 (4.5%)
<i>Appeals</i>	492 (4.7%)	160 (4.9%)	3.1	322 (65.4%)	170 (34.6%)
<i>Bankruptcy Court Adversary Proceedings</i>	403 (3.8%)	81 (2.5%)	5.0	370 (91.8%)	33 (8.2%)
<i>District Court Miscellaneous</i>	104 (1.0%)	41 (1.3%)	2.5	77 (74.0%)	27 (26.0%)
Total	10,545 (100%)	3,266 (100%)	3.2	9,292 (88.1%)	1,253 (11.9%)

Table A12. Nonexempt SSNs in Documents by Court and Case Type: Main versus Ancillary Documents, Excluding Outlier Civil Rights Case and Miscellaneous Case

	Documents			SSNs		
	Main	Ancillary	Total	Main	Ancillary	Total
<i>District Court Civil</i>	174 (13.0%)	1,164 (87.0%)	1,338 (100%)	1,305 (25.1%)	3,903 (74.9%)	5,208 (100%)
<i>Bankruptcy Court Cases</i>	396 (63.4%)	229 (36.6%)	625 (100%)	1,330 (63.8%)	755 (36.2%)	2,085 (100%)
<i>Bankruptcy Court Proofs of Claim</i>	353 (43.9%)	451 (56.1%)	804 (100%)	1,053 (59.6%)	713 (40.4%)	1,766 (100%)
<i>Appeals</i>	2 (1.3%)	158 (98.8%)	160 (100%)	2 (0.4%)	490 (99.6%)	492 (100%)
<i>District Court Criminal</i>	72 (33.2%)	145 (66.8%)	217 (100%)	108 (22.2%)	379 (77.8%)	487 (100%)
<i>Bankruptcy Court Adversary Proceedings</i>	17 (21.0%)	64 (79.0%)	81 (100%)	69 (17.1%)	334 (82.9%)	403 (100%)
<i>District Court Miscellaneous</i>	15 (36.6%)	26 (64.3%)	41 (100%)	26 (25.0%)	78 (75.0%)	104 (100%)
Total	1,029 (31.5%)	2,237 (68.5%)	3,266 (100%)	3,893 (36.9%)	6,652 (63.1%)	10,545 (100%)

**Table A13. Nonexempt SSNs in Documents in District Court Civil Cases,
by Docket Event, Including Outlier Civil Rights Case**

	SSNs	Documents	Average SSNs per Document	Compliance Type	
				Noncompliant SSNs	Waived SSNs
<i>Motions</i>	7,354 (64.5%)	403 (30.1%)	18.2	7,145 (97.2%)	209 (2.8%)
<i>Responses and Replies</i>	1,637 (14.4%)	412 (30.7%)	4.0	1,422 (86.9%)	215 (13.1%)
<i>Discovery Documents</i>	939 (8.2%)	21 (1.6%)	44.7	939 (100%)	0 (0%)
<i>Complaints and Initiating Documents</i>	439 (3.8%)	186 (13.9%)	2.4	212 (48.3%)	227 (51.7%)
<i>Notices</i>	284 (2.5%)	83 (6.2%)	3.4	234 (82.4%)	50 (17.6%)
<i>Trial Documents</i>	279 (2.4%)	41 (3.1%)	6.8	249 (89.2%)	30 (10.8%)
<i>Appeals Documents</i>	218 (1.9%)	69 (5.1%)	3.2	181 (83.0%)	37 (17.0%)
<i>Service of Process</i>	33 (0.3%)	18 (1.3%)	1.8	26 (78.8%)	7 (21.2%)
<i>Orders on Motions</i>	8 (0.1%)	7 (0.5%)	1.1	7 (87.5%)	1 (12.5%)
<i>Transfer Documents</i>	3 (0.0%)	2 (0.1%)	1.5	2 (66.7%)	1 (33.3%)
<i>Other Events</i>	212 (1.9%)	98 (7.3%)	2.2	185 (87.3%)	27 (12.7%)
Total	11,406 (100%)	1,340 (100%)	8.5	10,602 (93.0%)	804 (7.0%)

**Table A14. Nonexempt SSNs in Documents in District Court Civil Cases,
by Nature of Document, Including Outlier Civil Rights Case**

	SSNs	Documents	Average SSNs per Document	Compliance Type	
				Noncompliant SSNs	Waived SSNs
<i>Employment, Payroll, and Proof of Income</i>	6,794 (59.6%)	135 (10.1%)	50.3	6,760 (99.5%)	34 (0.5%)
<i>Medical Records</i>	1,595 (14.0%)	149 (11.1%)	10.7	1,432 (89.8%)	163 (10.2%)
<i>Tax Documents</i>	996 (8.7%)	129 (9.6%)	7.7	785 (78.8%)	211 (21.2%)
<i>Official Records</i>	513 (4.5%)	235 (17.5%)	2.2	419 (81.7%)	94 (18.3%)
<i>Financial Records</i>	477 (4.2%)	162 (12.1%)	2.9	409 (85.7%)	68 (14.3%)
<i>Court Documents</i>	423 (3.7%)	260 (19.4%)	1.6	314 (74.2%)	109 (25.8%)
<i>Insurance and Unemployment/Disability Records</i>	178 (1.6%)	95 (7.1%)	1.9	126 (70.8%)	52 (29.2%)
<i>Bankruptcy Forms</i>	7 (0.1%)	4 (0.3%)	1.8	6 (85.7%)	1 (14.3%)
<i>Other Documents</i>	423 (3.7%)	171 (12.8%)	2.5	351 (83.0%)	72 (17.0%)
Total	11,406 (100%)	1,340 (100%)	8.5	10,602 (93.0%)	804 (7.0%)

**Table A15. Nonexempt SSNs in Documents in District Court Miscellaneous Cases,
by Docket Event, Including Outlier Miscellaneous Case**

	SSNs	Documents	Average SSNs per Document	Compliance Type	
				Noncompliant SSNs	Waived SSNs
<i>Motions</i>	33 (3.9%)	12 (28.6%)	2.8	22 (66.7%)	11 (33.3%)
<i>Responses and Replies</i>	757 (90.4%)	7 (16.7%)	108.1	757 (100%)	0 (0%)
<i>Complaints and Other Initiating Documents</i>	12 (1.4%)	6 (14.3%)	2.0	11 (91.7%)	1 (8.3%)
<i>Transfer Documents</i>	10 (1.2%)	5 (11.9%)	2.0	10 (100%)	0 (0%)
<i>Notices</i>	12 (1.4%)	5 (11.9%)	2.4	1 (8.3%)	11 (91.7%)
<i>Orders on Motions</i>	2 (0.2%)	2 (4.8%)	1.0	2 (100%)	0 (0%)
<i>Service of Process</i>	1 (0.1%)	1 (2.4%)	1.0	1 (100%)	0 (0%)
<i>Other Events</i>	10 (1.2%)	4 (9.5%)	2.5	6 (60.0%)	4 (40.0%)
Total	837 (100%)	42 (100%)	19.9	810 (96.8%)	27 (3.2%)

**Table A16. Nonexempt SSNs in Documents in District Court Miscellaneous Cases,
by Nature of Document, Including Outlier Miscellaneous Case**

	SSNs	Documents	Average SSNs per Document	Compliance Type	
				Noncompliant SSNs	Waived SSNs
<i>Employment, Payroll, and Proof of Income Documents</i>	736 (87.9%)	4 (9.5%)	184.0	734 (99.7%)	2 (0.3%)
<i>Court Documents</i>	38 (4.5%)	13 (31.0%)	2.9	31 (81.6%)	7 (18.4%)
<i>Tax Documents</i>	23 (2.7%)	4 (9.5%)	5.8	23 (100%)	0 (0%)
<i>Official Records</i>	19 (2.3%)	13 (31.0%)	1.5	18 (94.7%)	1 (5.3%)
<i>Financial Records</i>	11 (1.3%)	5 (11.9%)	2.2	3 (27.3%)	8 (72.7%)
<i>Medical Records</i>	9 (1.1%)	2 (4.8%)	4.5	0 (0%)	9 (100%)
<i>Other Documents</i>	1 (0.1%)	1 (2.4%)	1.0	1 (100%)	0 (0%)
Total	837 (100%)	42 (100%)	19.9	810 (96.8%)	27 (3.2%)

Appendix III: Tables of SSNs by Nature of Document and Docket Event Type

The following tables show the percentage of SSNs (either noncompliant or waived) found in each combination of document type (horizontal axis) and docket event type (vertical axis) as a percentage of all noncompliant or waived SSNs found in the sample (e.g., district court civil docket, district court criminal docket).

The color of the boxes corresponds to the share of SSNs found in each pairing. Squares colored the darkest red show the smallest percentages, i.e., the docket event/document type pairs with the fewest SSNs, while squares colored yellow show the middle range of percentages, and squares colored the darkest green show the largest percentages, i.e., the docket event/document type pairs with the most SSNs.

Table A17. Noncompliant SSNs, District Court Civil Docket

	Motions	Responses/ Replies	Other	Notices	Appeals	Complaints/ Initiating	Trial Documents	Discovery	Service of Process	Orders on Motions	Transfers
Employment, Payroll, & Proof of Income	59.7%	2.7%	0.2%	0.9%	0.02%	0.01%	0.1%	0.1%	0.06%	0.01%	0%
Medical Records	0.8%	2.0%	0.3%	0.5%	0.1%	0.1%	1.4%	8.2%	0%	0%	0%
Other	0.8%	0.8%	0.2%	0.4%	0.1%	0.4%	0%	0.5%	0.01%	0.01%	0%
Court Documents	1.0%	0.7%	0.4%	0.2%	0.4%	0.03%	0.1%	0.05%	0.1%	0.03%	0%
Official Records	2.0%	1.1%	0.3%	0.1%	0.06%	0.2%	0.1%	0.05%	0%	0%	0%
Financial Records	1.0%	2.0%	0.2%	0.1%	0.1%	0.4%	0.05%	0%	0%	0.02%	0.02%
Tax Documents	1.7%	3.4%	0.02%	0%	0.8%	0.8%	0.5%	0.01%	0.1%	0%	0%
Insurance & Unemployment/ Disability	0.3%	0.6%	0.06%	0.06%	0.02%	0.1%	0%	0%	0%	0%	0%
Bankruptcy Forms	0%	0%	0%	0%	0.06%	0%	0%	0%	0%	0%	0%

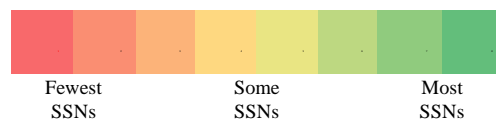


Table A18. Waived SSNs, District Court Civil Docket

	Responses/ Replies	Motions	Complaints/ Initiating	Notices	Other	Appeals	Trial Documents	Service of Process	Transfers	Orders on Motions
Tax Documents	4.9%	9.0%	5.2%	0.1%	0.4%	3.2%	3.4%	0%	0%	0.1%
Insurance & Unemployment/ Disability	2.2%	0.9%	1.0%	1.4%	0%	0.9%	0.1%	0%	0%	0%
Medical Records	10.6%	4.0%	2.7%	2.4%	0.2%	0.2%	0%	0.1%	0%	0%
Court Documents	3.5%	3.0%	6.5%	0.2%	0.2%	0.1%	0%	0%	0%	0%
Financial Records	0.7%	1.2%	4.9%	0.4%	0.7%	0.1%	0%	0.4%	0%	0%
Other	0.7%	3.5%	2.9%	0.4%	1.2%	0%	0%	0.2%	0%	0%
Official Records	2.7%	3.1%	4.7%	0.5%	0.4%	0%	0.1%	0%	0.1%	0%
Employment, Payroll, & Proof of Income	1.4%	1.4%	0.4%	0.9%	0.1%	0%	0%	0.1%	0%	0%
Bankruptcy Forms	0%	0%	0%	0%	0%	0%	0.1%	0%	0%	0%

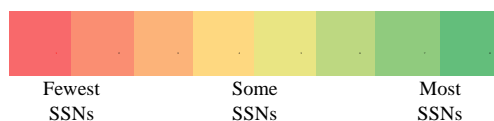


Table A19. Noncompliant SSNs, District Court Criminal Docket

	Motions	Other	Trial Documents	Notices	Transfers	Responses/ Replies	Indictments/ Information	Orders on Motions	Appeals	Complaints/ Initiating	Service of Process	Discovery
Tax Documents	5.8%	8.6%	14.8%	0.9%	0.9%	0%	0%	0%	0%	0%	0%	0%
Court Documents	1.9%	1.5%	0.4%	2.4%	3.4%	2.4%	6.7%	1.9%	0.6%	0.4%	0.2%	0.2%
Official Records	4.1%	1.3%	3.2%	1.9%	0.9%	4.3%	0%	0.2%	0.4%	0%	0.2%	0%
Other	1.5%	1.3%	3.2%	0%	0%	0.2%	0%	0%	0.2%	0.2%	0%	0%
Employment, Payroll, & Proof of Income	10.1%	1.1%	0%	0%	0%	0%	0%	0%	0%	0%	0%	0%
Financial Records	6.5%	0%	1.3%	1.7%	0%	1.3%	0%	0%	0%	0%	0%	0%
Medical Records	0.6%	0.2%	0.4%	0%	0%	0%	0%	0%	0%	0%	0%	0%
Insurance & Unemployment/ Disability	0.2%	0%	0%	0%	0%	0%	0%	0%	0%	0%	0%	0%
Bankruptcy Forms	0%	0%	0%	0.2%	0%	0%	0%	0%	0%	0%	0%	0%

Fewest SSNs Some SSNs Most SSNs

Table A20. Waived SSNs, District Court Criminal Docket

	Motions	Notices	Other	Responses/ Replies
Medical Records	4.5%	22.7%	0%	0%
Court Documents	4.5%	13.6%	0%	0%
Official Records	9.1%	0%	4.5%	4.5%
Other	4.5%	0%	0%	0%
Tax Documents	0%	0%	31.8%	0%

Table A21. Noncompliant SSNs, District Court Miscellaneous Docket

	Responses/ Replies	Complaints/ Initiating	Motions	Transfers	Orders on Motions	Service of Process	Other	Notices
Employment, Payroll, & Proof of Income	90.49%	0.12%	0%	0%	0%	0%	0%	0%
Court Documents	0.62%	0.74%	1.98%	0.12%	0.25%	0.12%	0%	0%
Official Records	0.12%	0.37%	0.49%	1.11%	0%	0%	0.12%	0%
Financial Records	0%	0.12%	0.25%	0%	0%	0%	0%	0%
Tax Documents	2.22%	0%	0%	0%	0%	0%	0.62%	0%
Other	0%	0%	0%	0%	0%	0%	0%	0.12%

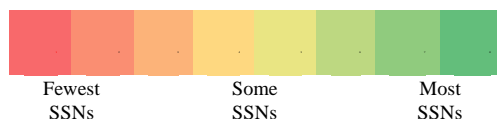


Table A22. Waived SSNs, District Court Miscellaneous Docket

	Notices	Other	Motions	Complaints/ Initiating
Court Documents	11.1%	14.8%	0%	0%
Financial Records	29.6%	0%	0%	0%
Medical Records	0%	0%	33.3%	0%
Employment, Payroll, & Proof of Income	0%	0%	7.4%	0%
Official Records	0%	0%	0%	3.7%

Table A23. Noncompliant SSNs, Bankruptcy Docket

	Motions	Responses/ Replies	Other	Notices	Witness & Exhibit Lists	Declarations	Bankruptcy Petitions	Adversary Filings	Schedules	Complaints	Employee Pay Advice/Income	Appeals or Transfers	Orders on Motions
Tax Documents	2.6%	7.6%	3.9%	0.4%	4.8%	1.4%	0.4%	0.9%	0.2%	0.1%	3.5%	0%	0%
Court Documents	0.3%	0.5%	0.4%	1.0%	1.1%	1.2%	0.3%	0%	0.2%	0.1%	0%	0.3%	0.04%
Financial Records	4.7%	6.4%	2.1%	0.4%	2.0%	0.2%	0%	0.7%	0%	1.1%	0%	0.6%	0.0%
Bankruptcy Forms	0.4%	0.4%	1.1%	1.4%	0.1%	0.04%	1.5%	0.1%	0.7%	0.1%	0.1%	0%	0.1%
Other	0.4%	0.3%	0.1%	0.2%	0.2%	0%	0.2%	0%	0%	0.1%	0%	0%	0%
Insurance & Unemployment/ Disability	0.3%	0.4%	0.1%	0%	3.6%	0%	0.0%	0%	0%	2.1%	0.1%	0%	0%
Official Records	0.4%	0.04%	0.2%	0.0%	0.2%	0%	0.0%	0%	0%	0%	0%	0%	0%
Employment, Payroll, & Income	0.1%	0.1%	2.5%	0%	0%	0%	0.1%	0%	0.04%	0%	32.8%	0%	0%

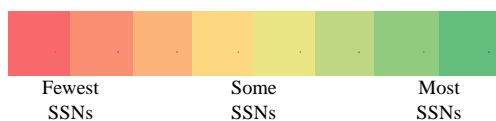


Table A24. Waived SSNs, Bankruptcy Docket

	Motions	Other	Employee Pay Advice/Income	Bankruptcy Petitions	Notices	Responses/ Replies	Witness & Exhibit Lists
Tax Documents	37.2%	0.5%	9.7%	0.5%	0%	0%	11.6%
Financial Records	2.4%	3.4%	0%	0%	0%	2.9%	0%
Court Documents	1.9%	1.9%	0%	0%	0.5%	0%	0%
Other	0.5%	2.4%	0%	0%	0%	1.0%	0%
Bankruptcy Forms	0%	0.5%	0%	4.8%	2.9%	0%	0%
Employment, Payroll, & Income	0%	0%	4.8%	8.7%	0%	0%	0%
Official Records	1.0%	0%	0%	0%	0%	1.0%	0%




Table A25. Noncompliant SSNs, Court of Appeals Docket

	Brief & Appendix	Appeal/Record on Appeal	Motions	Other	Orders
Tax Documents	2.5%	10.6%	0.3%	0%	0%
Employment, Payroll, & Proof of Income	3.4%	24.2%	0%	0%	0%
Insurance & Unemployment/Disability	12.4%	7.5%	0%	0%	0%
Court Documents	5.9%	3.4%	0.3%	0%	0%
Medical Records	6.8%	1.9%	0.3%	0%	0%
Other	4.0%	1.6%	0.6%	0%	0%
Financial Records	6.2%	1.2%	0%	0.3%	0%
Official Records	3.4%	0.9%	1.2%	0.6%	0.3%

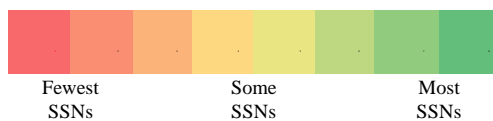


Table A26. Waived SSNs, Court of Appeals Docket

	Brief & Appendix	Appeal/Record on Appeal	Motions	Other
Tax Documents	42.9%	2.9%	0%	2.9%
Official Records	22.4%	0.6%	4.1%	0.6%
Court Documents	1.8%	5.9%	0%	0%
Employment, Payroll, & Proof of Income	3.5%	0%	0.6%	0%
Financial Records	0%	0.6%	1.8%	1.8%
Other	1.2%	1.2%	0%	0%
Insurance & Unemployment/ Disability	1.2%	0%	0.6%	0%
Medical Records	3.5%	0%	0%	0%

